



BEVERAGE-AIR

Project: _____
Item: _____
Location: _____
Approved: _____

AIA#

SIS#

WTRD27AHC WORKTOP DRAWER REFRIGERATOR

WORKTOP REFRIGERATOR

WTRD27AHC Worktop With Drawers & Foamed-In Place Backsplash
Hydrocarbon Series

MODEL:
WTRD27AHC-2-FIP



*Note: Shown with optional full electronic control

7 Year Parts/Labor Warranty
7 Year Compressor Warranty

CABINET CONSTRUCTION

- Stainless steel front, sides, drawers and grille (galvanized back & bottom)
- Interior liner is made of corrosion resistant aluminum
- Stainless steel worktop for added durability
- Foamed-in place backsplash
- Mechanical control
- Interior thermometer is standard
- Snap-in drawer gaskets
- Upper and lower pull-out drawers accommodate 6" deep pans
- Stainless steel drawer frames supported on telescoping drawer slides
- Drawer slides include locking mechanism that prevents drawer from being inadvertently pulled off cabinet
- 6" Casters, (2) with brakes standard

OPTIONS & ACCESSORIES

- Stainless steel back
- Stainless steel interior
- Full electronic control*
- Cutting board
- 3" Casters or 6" legs
- Low profile casters
- Remote option** (see note on back on page)

REFRIGERATION SYSTEM

- Uses environmentally friendly, energy efficient R290 refrigerant, and meets all regulatory requirements for CARB, SNAP, DOE & more
- Adaptive defrost
- Epoxy coated evaporator coil
- Refrigerators capable of maintaining product temperature between 36°F and 38°F




Please verify qualifying units by visiting:
www.energystar.gov/cfs

3779 Champion Blvd., Winston-Salem, NC 27105
1-888-845-9800 Fax: 1-336-245-6453
Beverage-Air.com Sales@bevair.com

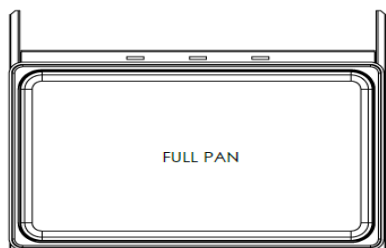


BEVERAGE-AIR

MODEL	WTRD27AHC-2-FIP
EXTERNAL DIMENSIONAL DATA	
Width Overall	27"
Depth Overall with Handle & Bumper	32 1/8"
Height Overall with 6" Casters	39 5/8"
Number of Drawers	2
Depth with Drawer Extended	47 1/2"
Drawer Openings	(2) 22 5/8" x 9 3/8"
INTERNAL DIMENSIONAL DATA	
NET Capacity (cubic ft.)	6.13
Internal Width Overall (in)	23"
Internal Depth Overall (in)	18 1/2"
Internal Height Overall (in)	23"
ELECTRICAL DATA	
Full Load Amperes	2.0
Voltage	115/60/1
Nema Plug (8' cord)	5-15P
REFRIGERATION DATA	
Horsepower	1/6
Capacity (BTU/Hr)	1110
Heat Rejection (BTU/Hr)	1665
Charge (lbs/grams/ounce)	0.1323 / 60 / 2.12
SHIPPING DATA	
Gross Weight - Crated	292 lbs
Height - Crated	35"
Width - Crated	39"
Depth - Crated	33"

**NOTE: Remote units are field wired and come with 6" legs.
Refrigerant must be specified at time of order.

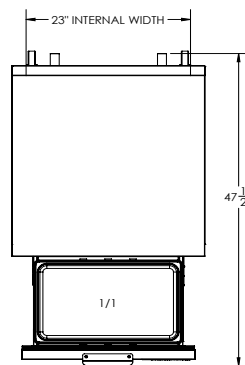
We reserve the right to change specifications and product design without notice. Such revisions do not entitle the buyer to corresponding changes, improvements, additions or replacements for previously purchased equipment. Dimensional tolerances +/- 1/4". Metric dimensions (MM).



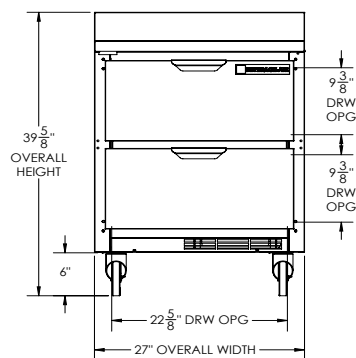
Worktop Refrigerator With Drawers Model: WTRD27AHC-2-FIP

Model Views

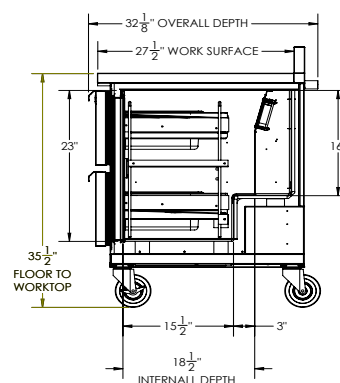
Required Clearance: 3" Bottom & 2" Rear



PLAN VIEW



ELEVATION VIEW



SIDE VIEW

ELECTRICAL CONNECTION



115/60/1
NEMA 5-15P

Unit pre-wired at factory
and include 8' long cord
and plug set.

3779 Champion Blvd., Winston-Salem, NC 27105 1-888-845-9800 Fax: 1-336-245-6453 Beverage-Air.com Sales@beva.com

