



# BEVERAGE-AIR

Project: \_\_\_\_\_  
Item: \_\_\_\_\_  
Location: \_\_\_\_\_  
Approved: \_\_\_\_\_

AIA#

SIS#

## WORKTOP SIDE MOUNT REFRIGERATOR

WTRD119AHC Solid Door Worktop Refrigerator With Drawers  
Hydrocarbon Series

MODEL:  
WTRD119AHC-6



**7 Year Parts/Labor Warranty**  
**7 Year Compressor Warranty**

### CABINET CONSTRUCTION

- Stainless steel front, sides, door and drawers (galvanized back & bottom)
- Interior liner is made of corrosion resistant aluminum
- Stainless steel worktop for added durability
- 16 Gauge stainless steel top
- Full electronic control
- Interior thermometer is standard
- 4" Foamed-in-place backsplash
- Snap-in drawer gaskets
- Self-closing doors with 120° stay-open feature, on cartridge style hinges
- Door opening includes low wattage, anti-condensate heaters
- Magnetic gasket attached to each door for positive seal
- Field-reversible doors
- Two (2) epoxy-coated steel wire shelves
- Upper and lower pull-out drawers accommodate 6" deep pans
- Stainless steel drawer frames supported on telescoping drawer slides
- Drawer slides include locking mechanism that prevents drawer from being inadvertently pulled off cabinet
- 6" Casters, (2) with brakes standard

### OPTIONS & ACCESSORIES

- Stainless steel back
- Stainless steel interior
- Additional shelves
- Shelf clips
- Right or left hinged door
- Locks (solid doors only)
- Bun rack
- Wire shelf divider
- Cutting board
- 3" Casters
- 6" Legs (stainless steel, black or seismic/flange)
- Low profile casters
- Roller kit
- Flat-top with no backsplash (-FLT)
- Remote option\* (see note on back on page)

### REFRIGERATION SYSTEM

- Uses environmentally friendly, energy efficient R290 refrigerant, and meets all regulatory requirements for CARB, SNAP, DOE & more
- Adaptive defrost
- Epoxy coated evaporator coil
- Refrigerators capable of maintaining product temperature between 36°F and 38°F

WTRD119AHC WORKTOP DRAWER REFRIGERATOR



  
Please verify qualifying units by visiting:  
[www.energystar.gov/cfs](http://www.energystar.gov/cfs)

3779 Champion Blvd., Winston-Salem, NC 27105  
1-888-845-9800 Fax: 1-336-245-6453  
Beverage-Air.com Sales@bevair.com

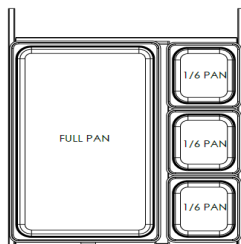


# BEVERAGE-AIR®

MODEL	WTRD119AHC-6
<b>EXTERNAL DIMENSIONAL DATA</b>	
Width Overall	118 7/8"
Depth Overall with Handles & Bumper	35 3/4"
Height Overall with 6" Casters	39 1/2"
Number of Drawers	6
Drawer Openings	21 5/8" x 10 3/8" 21 5/8" x 10 1/4"
Depth with Drawer Extended	57 1/2"
Number of Doors	1
Depth of Door Open 90°	55 1/4"
<b>INTERNAL DIMENSIONAL DATA</b>	
NET Capacity (cubic ft.)	40.12
Internal Width Overall (in)	114 7/8"
Internal Depth Overall (in)	26"
Internal Height Overall (in)	25"
No. of Shelves	2
<b>ELECTRICAL DATA</b>	
Full Load Amperes	5.0
Voltage	115/60/1
Nema Plug (8' cord)	5-15P
<b>REFRIGERATION DATA</b>	
Horsepower	1/3
Capacity (BTU/Hr)	2629
Heat Rejection (BTU/Hr)	3943.5
Charge (lbs/grams/ounces)	0.3086 / 140 / 4.9
<b>SHIPPING DATA</b>	
Gross Weight - Crated	750 lbs
Height - Crated	48"
Width - Crated	122"
Depth - Crated	37"

\*NOTE: Remote units are field wired and come with 6" legs.  
Refrigerant must be specified at time of order.

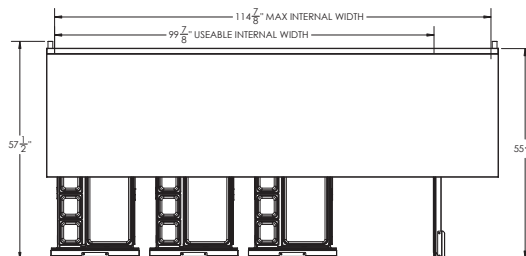
We reserve the right to change specifications and product design without notice.  
Such revisions do not entitle the buyer to corresponding changes, improvements,  
additions or replacements for previously purchased equipment. Dimensional  
tolerances +/- 1/4". Metric dimensions (MM).



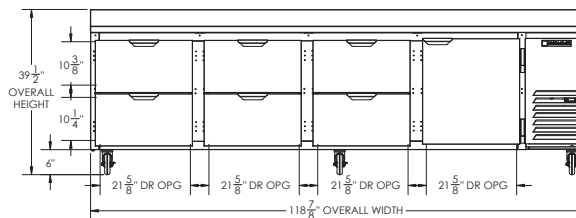
## Worktop Refrigerator - Side Mount Model: WTRD119AHC-6

### Model Views

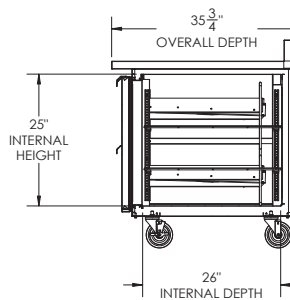
Required Clearance: 3" Bottom & 2" Rear



### PLAN VIEW



### ELEVATION VIEW



### SIDE VIEW

### ELECTRICAL CONNECTION



115/60/1  
NEMA 5-15P

Unit pre-wired at factory  
and include 8' long cord  
and plug set.

