



# BEVERAGE-AIR

Project: \_\_\_\_\_  
 Item: \_\_\_\_\_  
 Location: \_\_\_\_\_  
 Approved: \_\_\_\_\_

AIA#

SIS#

**WTR46AHC SIDE MOUNT WORKTOP REFRIGERATOR**

## SIDE MOUNT WORKTOP WTR46AHC Solid Door Refrigerator Hydrocarbon Series

**MODEL:  
WTR46AHC**



**7 Year Parts/Labor Warranty  
7 Year Compressor Warranty**

### CABINET CONSTRUCTION

- Stainless steel front, sides, door and grille (galvanized back & bottom)
- Interior liner is made of corrosion resistant aluminum
- Stainless steel top for added durability
- 16 Gauge stainless steel top
- Full electronic control
- Interior thermometer is standard
- 4" Foamed-in-place backsplash
- Self-closing door with 120° stay-open feature
- Magnetic gasket attached to each door for positive seal
- 6" Casters, two (2) with brakes standard
- Two (2) epoxy-coated steel wire shelves
- Field-reversible door

### OPTIONS & ACCESSORIES

- Stainless steel back
- Stainless steel interior
- Additional shelves
- Shelf clips
- Right or left hinged door
- Door lock
- Wire shelf divider
- 3" Casters
- 6" Legs (stainless steel, black or seismic/flange)
- Low profile casters
- Roller kit
- Flat-top with no backsplash (-FLT)
- Remote option\* (see note on back on page)

### REFRIGERATION SYSTEM

- Uses environmentally friendly, energy efficient R290 refrigerant, and meets all regulatory requirements for CARB, SNAP, DOE & more
- Adaptive defrost
- Epoxy coated evaporator coil
- Refrigerators capable of maintaining product temperature between 36°F and 38°F



  
 Please verify qualifying units by visiting:  
[www.energystar.gov/cfs](http://www.energystar.gov/cfs)

3779 Champion Blvd., Winston-Salem, NC 27105  
 1-888-845-9800 Fax: 1-336-245-6453  
 Beverage-Air.com Sales@bevair.com



# BEVERAGE-AIR®

MODEL	WTR46AHC
<b>EXTERNAL DIMENSIONAL DATA</b>	
Width Overall	46"
Depth Overall with Handle & Bumper	35 <sup>3</sup> / <sub>4</sub> "
Height Overall with 6" Casters	39 <sup>1</sup> / <sub>2</sub> "
Number of Doors	1
Depth with Door Open 90°	57 <sup>1</sup> / <sub>8</sub> "
Door Opening	21 <sup>1</sup> / <sub>2</sub> " x 23 <sup>3</sup> / <sub>8</sub> "
<b>INTERNAL DIMENSIONAL DATA</b>	
NET Capacity (cubic ft.)	10.8
Internal Width Overall (in)	42"
Internal Depth Overall (in)	26"
Internal Height Overall (in)	24 <sup>3</sup> / <sub>4</sub> "
Number of Shelves	2
<b>ELECTRICAL DATA</b>	
Full Load Amperes	2.0
Voltage	115/60/1
Nema Plug (8' cord)	5-15P
<b>REFRIGERATION DATA</b>	
Horsepower	1/6
Capacity (BTU/Hr)	1350
Heat Rejection (BTU/Hr)	2025
Charge (lbs/grams/ounces)	0.243 / 110 / 3.9
<b>SHIPPING DATA</b>	
Gross Weight - Crated	325 lbs
Height - Crated	44"
Width - Crated	49"
Depth - Crated	35"

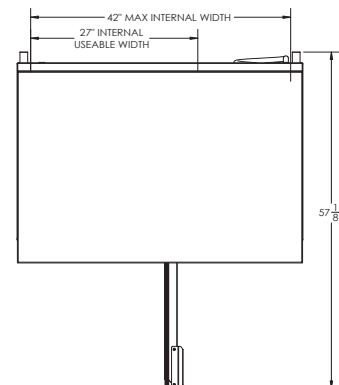
\*NOTE: Remote units are field wired and come with 6" legs.  
Refrigerant must be specified at time of order.

We reserve the right to change specifications and product design without notice.  
Such revisions do not entitle the buyer to corresponding changes, improvements,  
additions or replacements for previously purchased equipment. Dimensional  
tolerances +/- 1/4". Metric dimensions (MM).

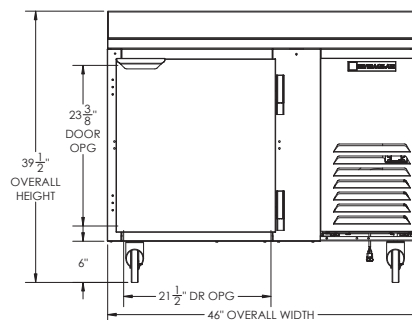
## Worktop Refrigerator - Side Mount Model: WTR46AHC

### Model Views

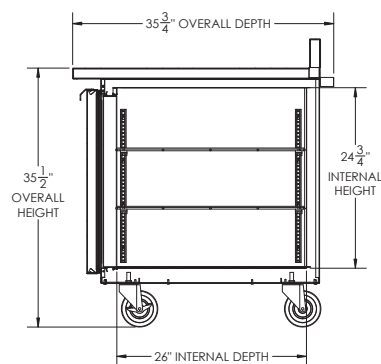
Required Clearance: 3" Bottom & 2" Rear



### PLAN VIEW



### ELEVATION VIEW



### SIDE VIEW

### ELECTRICAL CONNECTION



115/60/1  
NEMA 5-15P

Unit pre-wired at factory  
and include 8' long cord  
and plug set.



3779 Champion Blvd., Winston-Salem, NC 27105 1-888-845-9800 Fax: 1-336-245-6453 Beverage-Air.com Sales@bevair.com

