

# Tuffy Presentation Stations

*Tuffy Putty Presentation Stations - 42"H x 24"W x 18"D*



## NEW Tuffy Pullout Shelf Series

19 5/8"W x 15 5/8"D

Shelves are constructed with a injection molded thermoplastic resin. Will not chip, warp, rust or peel. Shelves have a 1/4" safety retaining lip and are available in 12 unique colors.

Locking steel cabinet panels fit firmly into the specially molded leg slots.

A set of silent roll, 4" full swivel ball bearing casters, two with locking brakes.

Includes a 3-outlet UL listed electrical assembly with a 15 ft. cord.

**WTPSLP42C3E**

Shelf  
Color  
Code:

<b>Black</b> GY	<b>Gray</b> GY	<b>Putty</b> OW	<b>Red</b> R	<b>Burgundy</b> BY	<b>Blue</b> BU
<b>Yellow</b> Y	<b>Orange</b> OR	<b>Hunter Green</b> HG	<b>Green</b> G	<b>Purple</b> P	<b>Navy</b> Z



**WTPSLP42E**



**WTPS42C3E**



**WTPS42E**



**WT42C3E**

# Tuffy Presentation Stations

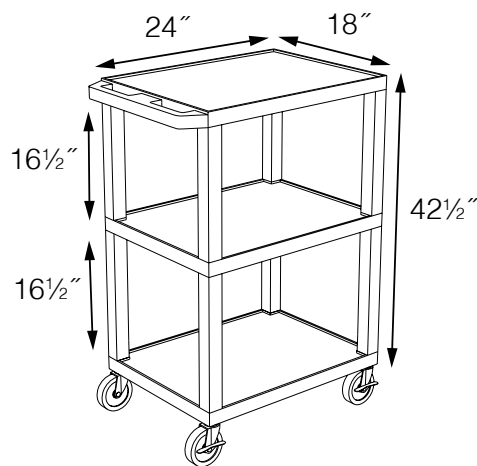
*Tuffy Putty Presentation Stations - 42"H x 24"W x 18"D*



Front & Side pull-out shelves ideal for laptop, keyboards and projectors. Lockable WTD drawers great for storage and added security.

19 <sup>5</sup>/<sub>8</sub>"W x 13 <sup>5</sup>/<sub>8</sub>"D

## Measurements:



**WTPSP42C3E**



**WT42E**



**WTPSP42E**



**WT42C3E/WTD**



**WT42E/WTD**

# Tuffy Presentation Stations

*Tuffy Putty Presentation Stations - 34"H x 24"W x 18"D*



## NEW Tuffy Pullout Shelf Series

19 5/8"W x 15 5/8"D



**WT34C3E**

Shelves are constructed with a injection molded thermoplastic resin. Will not chip, warp, rust or peel. Shelves have a 1/4" safety retaining lip and are available in 12 unique colors.

Locking steel cabinet panels fit firmly into the specially molded leg slots.

A set of silent roll, 4" full swivel ball bearing casters, two with locking brakes.

Includes a 3-outlet UL listed electrical assembly with a 15 ft. cord.



**WT34C3E**



**WT34E**



**WT34C3E/WT34E/WT34E/WT34E**



**WT34E/WT34E/WT34E/WT34E**

# Tuffy Presentation Stations

**Tuffy Putty Presentation Stations - 42"H x 24"W x 18"D**

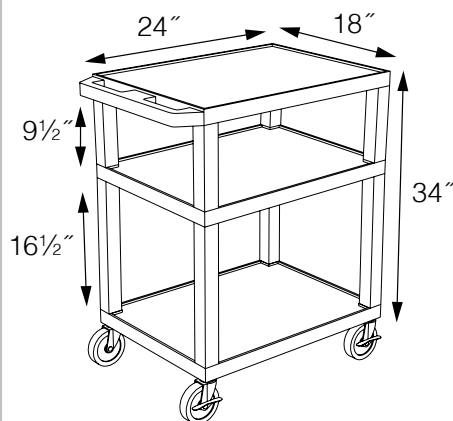


**WT34E**

Pull-out shelves ideal for laptop, keyboards and projectors. Lockable WTD drawers great for storage and added security.



## Measurements:



## 26" Tuffy Carts

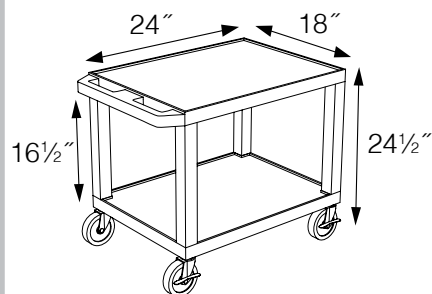


**WT26C3E**



**WT26E**

## Measurements:



Shelf  
Color  
Code:

Putty	Gray GY	Putty OW	Red R	Burgundy BY	Blue BU
Yellow Y	Orange OR	Hunter Green HG	Green G	Purple P	Navy Z

To specify which shelf color is ordered, replace ★ in this example product number with shelf color code of choice:

**WT34★C3E**

### WT1642

Includes 16", 26", 34" & 42" legs to make a variety of cart heights.

### WT2642

Includes 26", 34" & 42" legs to make a variety of cart heights. The WT2642 also includes cabinet panels.

## 16" Tuffy Carts



**WT16E**