



Waterloo Deck-Mounted Faucet with 4" Centers, Cast Spout, and Single Pivot Lever Handle

#750MFD4SNGL




Item #: 750MFD4SNGL Qty: _____
 Project: _____
 Approval: _____ Date: _____



Features

- Single pivot lever handle
- Cast spout and aerator
- Deck-mounted, 4" centers with 1/2" NPS inlets
- Heavy-duty chrome-plated brass construction, leak-resistant ceramic cartridges
- Temperature rating 40-180 degrees Fahrenheit

Certifications

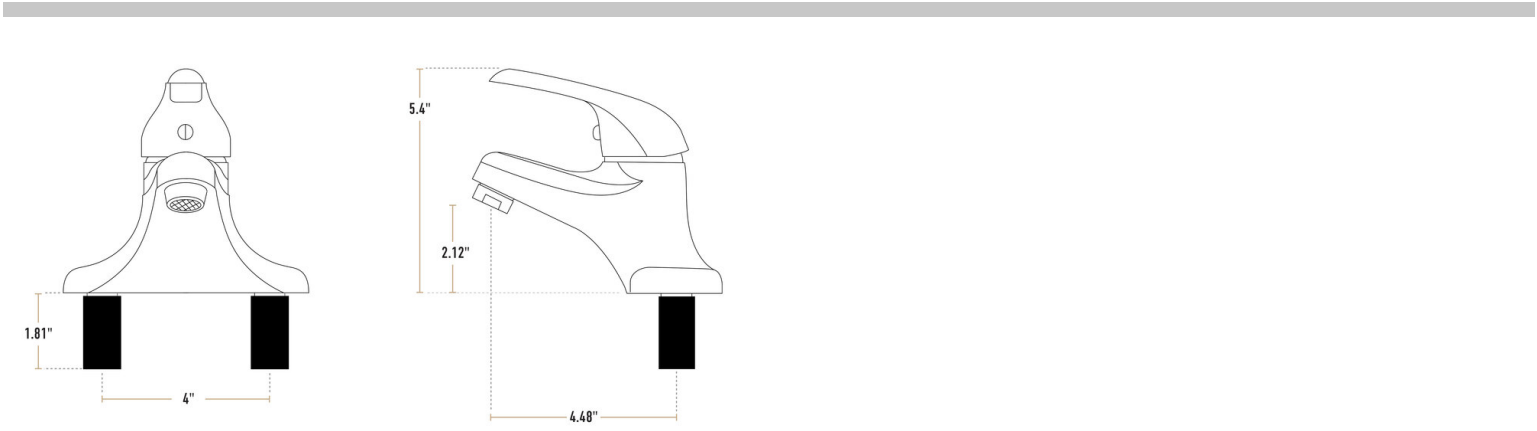
 CSA, US and Canada
  1/2" Water Connection
  NSF Listed

Technical Data

Spout Length	4 1/2 Inches
Faucet Height	5 3/8 Inches
Cartridge Type	Ceramic
Faucet Centers	4 Inches
Features	ASME A112.18.1-2018 / CSA B125.1-18 NSF Listed
Finish	Chrome
Flow Rate	0.5 GPM
Handle Type	Lever
Material	Brass

Technical Data	
Mounting Style	Deck Mounted
Pressure Rating	20 - 125 PSI
Spout Clearance	2 1/8 Inches
Spout Type	Cast
Temperature Rating	40 - 180 Degrees F
Type	Faucets
Water Inlet Size	1/2 Inches

Plan View




Notes & Details



This Waterloo deck-mounted single lever faucet is a great way to regulate water use in your facility! With its pivoting lever handle, this faucet makes it easy and intuitive to adjust the temperature of the water as it leaves the faucet. Waterloo faucets provide the industry-leading quality you expect. With heavy chrome-plated brass faucet bodies, ceramic cartridges engineered for durability, and certifications from a wide range of national and local regulatory agencies, you can install this model with confidence. And to give you total peace of mind, it comes with a 3-year replacement warranty.

This faucet features a cast spout, while an aerator provides a consistent flow rate and minimal splashing. It boasts a set of 4" centers with 1/2" NPS inlets, and the deck-mounted design is easy to install. This faucet uses a ceramic cartridge, which provides a much lower fail rate than the compression cartridges widely used in the industry. In this design, 2 ceramic discs fit together to create a watertight seal when closed. This removes the need for a rubber seat washer, which is one of the most frequently replaced parts on a faucet.


WARNING: This product can expose you to chemicals including lead, which are known to the State of California to cause cancer and birth defects or other reproductive harm. For more information, go to www.p65warnings.ca.gov.