

Waterloo Wall-Mounted Mop Sink Faucet with 8" Centers

#750FMS8

Item #: 750FMS8 Qty:

Project: _____

Approval: _____ Date: _____




Features

- Includes a 6 1/2" nozzle with pail hook
- Includes built-in service stops
- Wall bracket included for easy installation
- Leak-resistant 1/4 turn ceramic cartridges with check valves
- Features 8" centers

Certifications



 CSA, US and Canada

 1/2" Water Connection

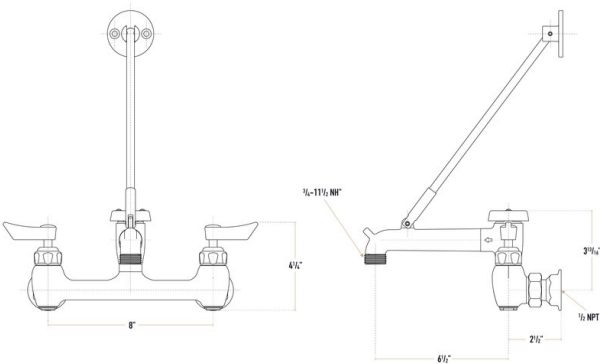

 NSF Listed

Technical Data

Spout Length	6 1/2 Inches
Faucet Height	14 1/2 Inches
Cartridge Type	Ceramic
Faucet Centers	8 Inches
Features	ANSI/ASSE 1001-2008 CSA B64.1.1-11 NSF Listed
Finish	Chrome
Flow Rate	2 GPM
Handle Type	Lever

Technical Data	
Material	Brass
Mounting Style	Wall Mounted
Thread Size	3/4"-11 1/2 NH
Type	Faucets
Water Inlet Size	1/2 Inches

Plan View




Notes & Details



Install a convenient and useful water fixture in your business with the Waterloo wall-mounted mop sink faucet with 8" centers! Waterloo faucets provide the industry-leading quality you expect. With heavy chrome-plated brass faucet bodies, ceramic cartridges engineered for durability, and certifications from a wide range of national and local regulatory agencies, you can install this model with confidence. And to give you total peace of mind, it comes with a 3-year replacement warranty.

This faucet features 8" centers with built-in service stops. It also has vacuum breakers that prevent water backflow. The sturdy lever handle design makes it easy to turn the water flow off and on. The upper wall support ensures this faucet is secured to the wall at all times, and the wall bracket is included. Additionally, the pail hook built into the nozzle provides extra convenience while cleaning.

 **WARNING:** This product can expose you to chemicals including lead, which are known to the State of California to cause cancer and birth defects or other reproductive harm. For more information, go to www.p65warnings.ca.gov.