



Waffle Warmers and Makers

Models: KWM09-1BR46, -1LG47
 KWM18-1BR35, -1BR46, -1LG47
 KWM18-1BU
 KWM18-2LG47, -2BR46
 KWM09-1RO7
 KWM18-1RO7
 KWMSL-2LG413, -4BR46

Hatco®/Krampouz® Waffle Warmers and Makers continuous product, excellent-quality waffles for commercial kitchens and display cooking locations. The adjustable temperature control enables operators to prepare waffles of consistent quality from a variety of different batters. Exclusive, removable top and bottom heating element packs provide exceptional heat distribution over the entire waffle plate surface. The Waffle Warmers and Maker's Easy Clean System® provides quick removal and easy cleaning of the waffle plates.

Standard features

- KWM09 models are designed with 90° hinged waffle plates, designed for reheating pre-cooked waffles
- KWM18 models are designed with 180° hinged waffle plates, designed for cooking waffles from batter/dough as well as reheating pre-cooked waffles
- Stainless steel frame for quality and durability
- Cast iron waffle plates that are removable for easy cleaning
- Adjustable Temperature Control(s) with a range from 120°F–570°F (50°C–300°C)
- Also comes with a power indicator, a heating indicator, a removable drip tray and a 6' (1829 mm) cord and plug

Project _____
 Item # _____
 Quantity _____



Accessories

☐ Waffle Pick - Metal Forks with Plastic Handle



For operation, location and safety information, please refer to the Installation and Operating Manual.



HATCO CORPORATION

P.O. Box 340500 Milwaukee, WI 53234-0500 U.S.A. | (800) 558-0607 | (414) 671-6350



www.hatcocorp.com | support@hatcocorp.com | [Find a Hatco Rep](#) | [Image Library](#) | [Document Library](#) | [Chat](#)



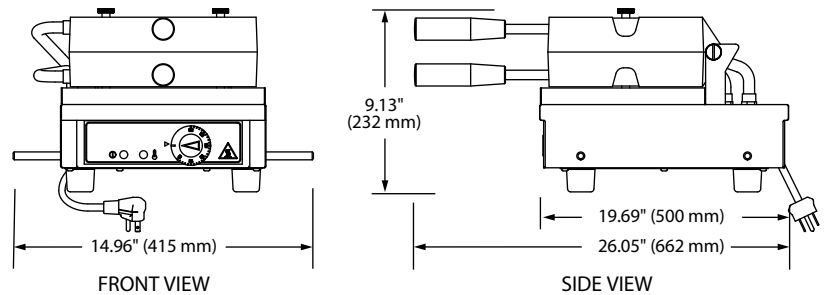
Waffle Warmers and Makers

Models: KWM09-1BR46, -1LG47 KWM18-1BR35, -1BR46, -1LG47 KWM18-1BU
KWM18-2LG47, -2BR46 KWM09-1RO7 KWM18-1RO7 KWMSL-2LG413, -4BR46

KWM09-1 SERIES

90° HINGE, SINGLE HEAD WAFFLE WARMERS

These models have 90° hinged waffle plates and are designed for reheating pre-cooked waffles.



SPECIFICATIONS

90° Hinge, Single Head Waffle Warmers

Model	Item No.	Description	Dimensions (W x D x H)	Voltage	Watts	Amps	Plug	Ship Weight*
KWM09-1BR46	KWM09.1BR46515	90°, single, 4" x 6" Brussel	14.96" x 18.64" x 9.11" (380 x 473 x 232 mm)	120	1440	12.0	NEMA 5-15P	45 lbs. (20 kg)
	KWM09.1BR46620			208-240 [©]	1352-1800	6.5-7.5	NEMA 6-20P	
KWM09-1LG47	KWM09.1LG47515	90°, single, 4" x 7" Liege	14.96" x 18.64" x 9.11" (380 x 473 x 232 mm)	120	1440	12.0	NEMA 5-15P	42 lbs. (19 kg)

* Shipping weight includes packaging.

[©] Unit is designed to operate on supply voltages between 208V and 240V.

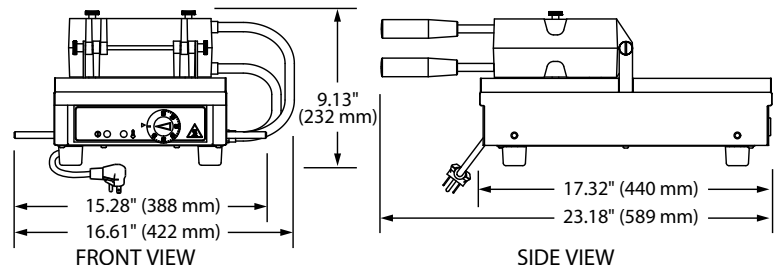
CORD LOCATION

Bottom center of unit.

KWM18-1 SERIES

180° HINGE, SINGLE HEAD WAFFLE MAKERS

These models have 180° hinged waffle plates and are designed for cooking waffles from batter/dough as well as reheating precooked waffles.



SPECIFICATIONS

180° Hinge, Single Head Waffle Makers

Model	Item No.	Description	Dimensions (W x D x H)	Voltage	Watts	Amps	Plug	Ship Weight*
KWM18-1BR35	KWM18.1BR35515	180°, single, 3" x 5" Brussel	16.61" x 23.18" x 9.13" (422 x 589 x 232 mm)	120	1440	12.0	NEMA 5-15P	46 lbs. (21 kg)
KWM18-1BR46	KWM18.1BR46515	180°, single, 4" x 6" Brussel	16.61" x 23.18" x 9.13" (422 x 589 x 232 mm)	120	1440	12.0	NEMA 5-15P	49 lbs. (22 kg)
	KWM18.1BR46620			208-240 [©]	1352-1800	6.5-7.5	NEMA 6-20P	
KWM18-1LG47	KWM18.1LG47 515	180°, single, 4" x 7" Liege	16.61" x 23.18" x 9.13" (422 x 589 x 232 mm)	120	1440	12.0	NEMA 5-15P	45 lbs. (20 kg)
	KWM18.1LG47620			208-240 [©]	1352-1800	6.5-7.5	NEMA 6-20P	45 lbs. (20 kg)

* Shipping weight includes packaging.

[©] Unit is designed to operate on supply voltages between 208V and 240V.

CORD LOCATION

Bottom center of unit.





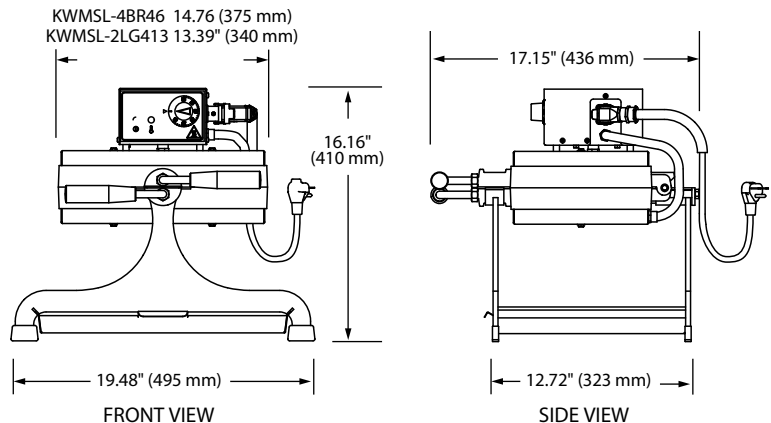
Waffle Warmers and Makers

Models: KWM09-1BR46, -1LG47 KWM18-1BR35, -1BR46, -1LG47 KWM18-1BU
KWM18-2LG47, -2BR46 KWM09-1RO7 KWM18-1RO7 KWMSL-2LG413, -4BR46

KWMSL SERIES

180° HINGE, DUAL HEAD SWIVEL WAFFLE MAKER

These models have a swivel system that rotates the waffle plate 180° and is equipped with a detachable 6" (1829 mm) cord and plug. This style of waffle maker is designed for cooking waffles from batter/dough as well as reheating pre-cooked waffles.



SPECIFICATIONS

180° Hinge, Dual Head Swivel Waffle Maker

Model	Item No.	Description	Dimensions (W x D x H)	Voltage	Watts	Amps	Plug	Ship Weight*
KWMSL-2LG413	KWMSL.2LG413620	180°, Swivel, Liege	19.48" x 17.15" x 16.16" (495 x 436 x 410 mm)	208-240 [©]	1953-2600	9.4-11.3	NEMA 6-20P	68 lbs. (31 kg)
KWMSL-4BR46	KWMSL.4BR46620	180°, Swivel, Brussels	19.48" x 17.15" x 16.16" (495 x 436 x 410 mm)	208-240 [©]	1953-2600	9.4-11.3	NEMA 6-20P	68 lbs. (31 kg)

* Shipping weight includes packaging.

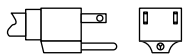
[©] Unit is designed to operate on supply voltages between 208V and 240V.

CORD LOCATION

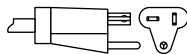
Facing controls, upper right side of unit. Detachable.

PLUG CONFIGURATIONS

NEMA 5-15P



NEMA 6-20P



PRODUCT SPECS

Waffle Warmers and Makers

The Waffle Warmers and Makers shall be Model ... as distributed by the Hatco Corporation, Milwaukee, WI 53234 U.S.A.

The Waffle Maker shall be rated at ... watts, ... volts, and be ... inches (millimeters) in overall width.

It shall consist of stainless steel frame and cast iron waffle plates. Waffle Warmers and Makers feature removable cast iron waffle plates for either Brussels (Belgian)

or Liège-style waffles. The Waffle Warmer and Makers's Easy Clean System provides quick removal and easy cleaning of the waffle plates. Also, an adjustable Temperature Control(s), a power indicator and a removable drip tray. All units are equipped with a factory attached 6' (1829 mm) power cord and plug.

Accessories shall include a waffle pick.

Warranty consists of 24/7 parts and service assistance (US and Canada only).

HATCO CORPORATION | P.O. Box 340500 Milwaukee, WI 53234-0500 U.S.A. | (800) 558-0607 | (414) 671-6350



www.hatcocorp.com | support@hatcocorp.com | [Find a Hatco Rep](#) | [Image Library](#) | [Document Library](#) | [Chat](#)