

STEAM**VULCAN****VEKT SERIES
ELECTRIC COUNTER KETTLE TABLE****Model VEKT50/66****SPECIFICATIONS**

Electric counter kettle table Vulcan-Hart Model No. VEKT____. Stainless steel top with marine edge on sides and rear, drain trough, sides, front, legs, flange and feet. Drain tray fits into the full length drain trough. Kettle(s) and braising pan(s) are field installed.

Classified by UL to NSF Std. #4.

- ☐ **VEKT26/6** 26"w – one K6ETT – Electric Counter Tilting Kettle
- ☐ **VEKT50/66** 50"w – two K6ETT – Electric Counter Tilting Kettle
- ☐ **VEKT64/612** 64"w – one K6ETT and K12ETT – Electric Counter Tilting Kettle
- ☐ **VEKT64/126** 64"w – one K12ETT and K6ETT – Electric Counter Tilting Kettle
- ☐ **VEKT64/1212** 64"w – two K12ETT – Electric Counter Tilting Kettle
- ☐ **VEKT80/666** 80"w – three K6ETT – Electric Counter Tilting Kettle

STANDARD FEATURES

- Electric counter kettle table, stainless steel top with marine edge on sides and rear, drain trough, sides, front, legs, flange and feet.
- Drain tray fits into the full length drain trough.
- Kettle(s) are field installed.
- One year limited parts and labor warranty.

VULCAN

a division of ITW Food Equipment Group LLC

P.O. Box 696 ■ Louisville, KY 40201 ■ Toll-free: 1-800-814-2028 ■ Local: 502-778-2791 ■ Quote & Order Fax: 1-800-444-0602



VEKT SERIES ELECTRIC COUNTER KETTLE TABLE

SERVICE CONNECTIONS:

- A Electrical connections refer to appropriate spec sheet.
- B Drain for waste.
- C Water for swing faucet dual temperature, $\frac{3}{8}$ " IPS.

NOTE:

- Dimensions which locate the above connections have a tolerance of + or - 3" (+ or - 75 mm).
- Installation of backflow preventers, vacuum breakers and other specific code requirements is the responsibility of the owner and installer. It is the responsibility of the owner and installer to comply with local codes.

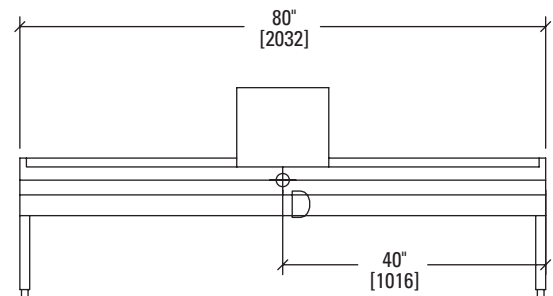
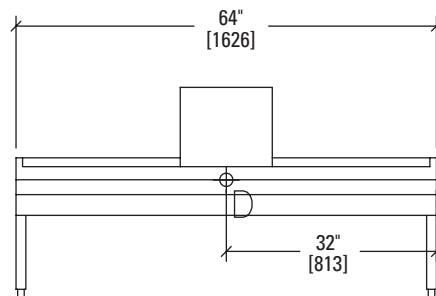
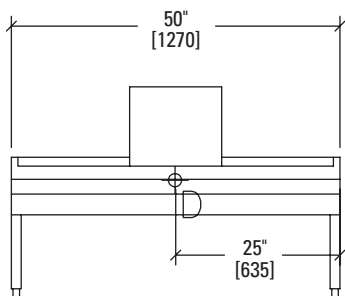
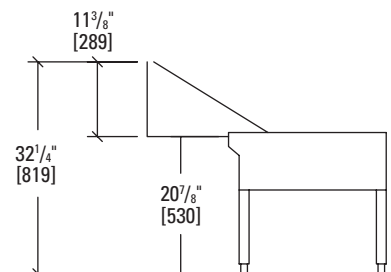
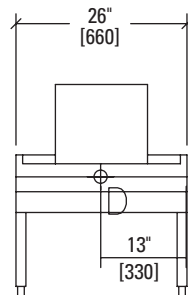
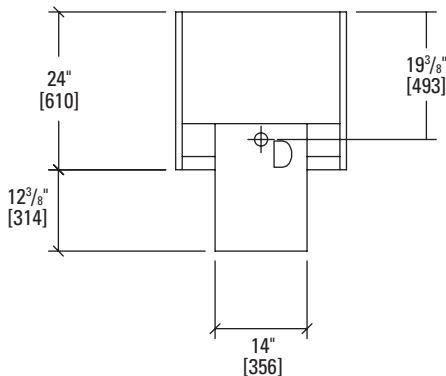
IMPORTANT:

1. This appliance is manufactured for commercial installation only and is not intended for home use.
2. Refer to the appropriate spec sheet for a list of options and accessories:

Model K6ETT & K12ETT – F-37450

Model VECTS12 – F-31687

Model VECTS16 – F-32279



a division of ITW Food Equipment Group LLC

P.O. Box 696 ■ Louisville, KY 40201 ■ Toll-free: 1-800-814-2028 ■ Local: 502-778-2791 ■ Quote & Order Fax: 1-800-444-0602

NOTE: In line with its policy to continually improve its products, Vulcan reserves the right to change materials and specifications without notice.