

Project	Quantity	Item #
Model Specified:		CSI Section 11400

"N-Width" Reach-In Refrigerator & Freezer Models/Self-Contained



Model Shown One Section
(shown with optional casters)

One Section Models, 32" Deep



Stainless Exterior
& Interior

Full Length Door Refrigerator Model	RHT132NUT-FHS*
Half Length Door Refrigerator Model	RHT132NUT-HHS*
Full Length Door Freezer Model	RLT132NUT-FHS
Half Length Door Freezer Model	RLT132NUT-HHS



Stainless Exterior,
Anodized Aluminum Interior

Full Length Door Refrigerator Model	AHT132NUT-FHS*
Half Length Door Refrigerator Model	AHT132NUT-HHS*
Full Length Door Freezer Model	ALT132NUT-FHS
Half Length Door Freezer Model	ALT132NUT-HHS

The one section "N-Width" reach-in refrigerator and freezer models are both designed to offer maximum interior storage capacity, along with wide doors for use of 18" x 26" pans, all within a less than 27" left to right footprint. Each is supplied standard with such high quality features as balanced refrigeration systems, microprocessor controls, and stainless steel exteriors. Additionally, they offer the widest range of optional accessories to choose from, and can be specified for use with many different applications, including: Foodservice, Correctional, Institutional, Export, etc.

Standard Product Features

- Traulsen's Smart Control With LED Display
- R-Series: Stainless Steel Exterior & Interior
- A-Series: Stainless Steel Exterior/Anodized Aluminum Interior
- Balanced, Self-Contained Refrigeration Systems
- Full or Half Length Stainless Steel Doors With Locks
- Self-Closing Doors With Stay Open Feature At 120°F
- Guaranteed For Life Cam-Lift Hinges & Door Handles
- Standard Door Hinging: 132N = Right (other hings available)
- Automatically Activated LED Lights
- Three Adjustable Wire Shelves Per Section
- Automatic Condensate Evaporator
- Magnetic Snap-In EZ-Clean Door Gasket(s)
- Gasket-Protecting Metal Door Liner
- Thermostatic Expansion Valve Metering Device
- Stainless Steel Breaker Caps & One-Piece Louver Assembly
- 9' Cord & Plug Attached
- Set of Four (4) 6" High Adjustable Stainless Steel Legs
- Three Year Parts And Labor Warranty
- Five Year Compressor Warranty

Options & Accessories

- Stainless Steel Finished Back With Rear Louvers
- Re-Hinging Feature For Doors
- No. 1 Type Tray Slides To Accommodate either (1) 18" x 26" or (2) 14" x 18" Sheet Pans, Adjustable To 2" O.C.
- Additional Wire Shelves
- Stainless Steel Shelves
- EZ-Change Interiors (#1, universals tray slides and shelves)
- EZ-Open Foot Pedal (full height doors only)
- Kool Klad Exterior Laminate Decor
- Set of Four (4) 6" High Casters In Lieu of Legs
- Set of Four (4) 4-5/8" High Casters In Lieu of Legs
- 4-1/2" High Stainless Steel Base In Lieu of Legs
- 6" High Stainless Steel Kickplate (for use with standard legs)
- Remote Applications (see form TR35837 for more details)³
- Remote For Use With 20°F Glycol System (refrigerator models only)
- Water Cooled Self-Contained Condenser Suitable for Connection To Glycol (freezer models only)



Listed by Underwriters Laboratories Inc., and classified by Underwriters Laboratories Inc., in accordance with ANSI/NSF7.

AW-03118



* Noted models are ENERGY STAR® listed. Please refer to www.energystar.gov to view the most up-to-date product listing and performance data.

Approval: _____

TRAULSEN
4401 BLUE MOUND RD.
PHONE 1 (800) 825-8220
Website: www.traulsen.com

FT. WORTH, TX 76106
FAX-MKTG. 1 (817) 624-4302



Project

Quantity

Item #

Model Specified:

CSI Section 11400

Specifications

Construction, Hardware and Insulation

Cabinet exterior front, one piece sides, louver assembly and doors are constructed of 20 gauge stainless steel with #4 finish. Cabinet interior and door liners are constructed of stainless steel (anodized aluminum in the A-Series). The exterior cabinet top, back and bottom are constructed of heavy gauge galvanized steel. A set of four (4) adjustable 6" high stainless steel legs are included.

Doors are equipped with a gasket-protecting metal door pan, removable plug cylinder locks and guaranteed for life cam-lift, gravity action, self-closing metal, glide hinges with stay open feature at 120°F. Hinges include a concealed switch to automatically activate the interior LED lighting. Guaranteed for life, work flow door handles are mounted horizontally over recess in door which limits protrusion from door face into aiseways. Doors have seamless, polished metal corners.

Gasket profile and Santoprene® material simplify cleaning and increase overall gasket life. Anti-condensate heaters are located behind each door opening.

Both the cabinet and door(s) are insulated with an average of 2" thick high density, non-CFC, foamed in place polyurethane.

DIMENSIONAL DATA	R/AHT132NUT	R/ALT132NUT
Equipment Type	Refrigerator	Freezer
Net capacity cu. ft.	21.9 (593 cu l)	21.9 (593 cu l)
Length - overall in.	26 $\frac{3}{8}$ (67.0 cm)	26 $\frac{3}{8}$ (67.0 cm)
Depth - overall in.	35 (88.8 cm)	35 (88.8 cm)
Depth - less handle in.	33 $\frac{3}{4}$ (84.4 cm)	33 $\frac{3}{4}$ (84.4 cm)
Depth - over body in.	32 (81.3 cm)	32 (81.3 cm)
Depth - door open 90° in.	57 $\frac{7}{8}$ (146.3 cm)	57 $\frac{7}{8}$ (146.3 cm)
Clear door width in.	21 $\frac{1}{2}$ (53.6 cm)	21 $\frac{1}{2}$ (53.6 cm)
Clear half-door height in.	27 $\frac{1}{2}$ (69.9 cm)	27 $\frac{1}{2}$ (69.9 cm)
Clear full-door height in.	57 $\frac{7}{8}$ (146.3 cm)	57 $\frac{7}{8}$ (146.3 cm)
Height - overall on 6" legs ⁵	83 $\frac{3}{4}$ (211.5 cm)	83 $\frac{3}{4}$ (211.5 cm)
R-Series Net Wt. lbs. ⁴	330 (149 kg)	365 (164 kg)
A-Series Net Wt. lbs. ⁴	280 (126 kg)	315 (142 kg)
No. Standard Shelves	3	3
Shelf area sq. ft. ¹	12.5 (1.16 sq m)	12.5 (1.16 sq m)
ELECTRICAL DATA		
Voltage	115/60/1	115/60/1
Feed wires with Ground	3	3
Full load amperes	6.7	9.7
REFRIGERATION DATA		
Refrigerant	R-450A	R-404A
Refrigerant Charge Amount	14 oz	15 oz
BTU/HR H.P.	2240 ($\frac{1}{2}$ HP) ²	1930 ($\frac{1}{2}$ HP) ³

NOTES

NOTE: Figures in parentheses reflect metric equivalents.

- 1= Area of standard shelf compliment only, does not include storage area of additional shelves or available on cabinet bottom.
- 2= Based on a 90°F ambient and 20°F evaporator.
- 3= Based on a 90°F ambient and -20°F evaporator.
- 4= For approximate remote weights deduct 40 lbs. from respective net or gross weight. For other information on remote models, please refer to form TR35837.
- 5= 12" Top clearance preferred for optimum performance and service access.



Refrigerator Models Equipped With One
NEMA 5-15P Plug



Freezer Models Equipped With One
NEMA 5-20P Plug

NOTE: Full load amps and plug style may vary depending on electrical options chosen and condensing unit employed.

Refrigeration System - Refrigerator Models

A top mounted, self-contained, balanced refrigeration system using environmentally friendly, non-flammable R-450A refrigerant is conveniently located behind the one piece louver assembly. It features an easy to clean front facing condenser, thermostatic expansion valve, air-cooled hermetic compressor, large, high humidity evaporator coil located outside the food zone and a top mounted non-electric condensate evaporator. Return air duct protects against introduction of warm kitchen air, promoting even temperature maintenance and efficient operation. A 9' cord and plug is provided. Standard operating temperature is 34 to 38°F.

Refrigeration System - Freezer Models

A top mounted, self-contained, balanced refrigeration system using R-404A refrigerant is conveniently located behind the one piece louver assembly. It features an easy to clean front facing condenser, thermostatic expansion valve, air-cooled hermetic compressor, plenum effect blower coil, large, high humidity evaporator coil located outside the food zone and a top mounted non-electric condensate evaporator. Return air duct protects against introduction of warm kitchen air, promoting even temperature maintenance and efficient operation. A 9' cord and plug is provided. Standard operating temperature is 0 to -5°F.

Controller

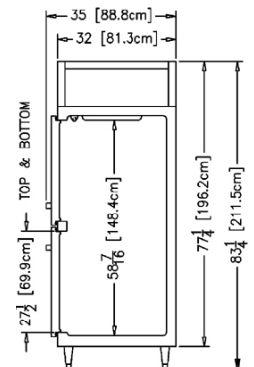
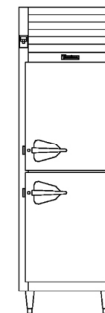
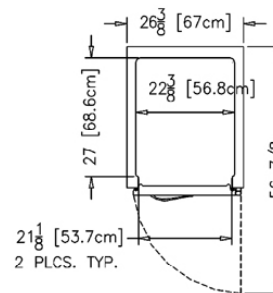
Traulsen's Smart Control features advanced control algorithms and sophisticated diagnostic capabilities. Smart sensors will adapt the operation of the refrigeration system to a variety of environments and usage patterns. The Smart Control offers a complete set of visual alarms designed to alert the user to critical events. In the event of an alarm, a dedicated Alarm LED will illuminate, informing the user of the critical event and describing the event in the large, easy to read full text display.

Interior

Standard interior arrangements include three (3) coated wire shelves per section. Recommended load limit per shelf should not exceed 225 lbs. Optional tray slides may be purchased in combination with, or in lieu of these. Interior arrangements are installed at the factory and EZ-Change interior slides (only) are field installed.

Warranties

Both a three year parts and labor warranty and a five year compressor warranty (self-contained models only) are provided standard.



NOTE: When ordering please specify: Voltage, Hinging, Door Size, Options and any additional warranties.

Continued product development may necessitate specification changes without notice.

Part No. TR35773 (REV. 12-17-18)

TRAUlsen
4401 BLUE MOUND RD.
PHONE 1 (800) 825-8220
Website: www.traulsen.com

FT. WORTH, TX 76106
FAX-MKTG. 1 (817) 624-4302

Traulsen