

TERRACE
LUNA

TERRACE SERIES

A New Level of Shade

Transform your outdoor space into a serene retreat with the Terrace Series Patio Umbrella, inspired by the open-air luxury of terrace living. Whether you're enjoying a morning coffee or hosting a summer gathering, this umbrella brings both shade and style to your patio, garden, or deck. The sleek two-tier canopy not only creates a distinctive look but also enhances airflow, ensuring a cool, comfortable environment even on the warmest days.

Built for longevity, the Terrace Series combines durability with elegance. The sturdy frame and high-quality materials ensure reliable performance, while the easy-to-use crank lift and smooth push-button tilt allow for quick adjustments, giving you full control over your shade throughout the day. Designed to complement any outdoor setting, the Terrace Series offers both practicality and a touch of timeless charm.

Elevate your outdoor living experience with the Terrace Series Patio Umbrella—the perfect blend of function and sophistication.



Aluminum Center Post



Crank Lift



Double Tier Canopy



Aluminum Ribs


CALIFORNIA
UMBRELLA

TERRACE

LUNA



FEATURES




Durable Aluminum Center Pole

Crafted from high-quality, rust-resistant aluminum, ensures long-lasting durability and performance.



Easy Crank Lift

Effortlessly open and close your umbrella with our user-friendly crank lift system, designed for smooth operation and convenience.



Unique Double-Tier Canopy

Enjoy enhanced airflow and a distinctive look with our innovative double tier canopy design, adding both style and functionality to your outdoor space.



Reliable Aluminum Ribs

Count on the reliability of our aluminum ribs. Lightweight and rust-resistant, they provide sturdy support while making your umbrella easy to handle and maintain.

FRAME FINISHES



White

FABRIC OPTIONS



CANOPY CUSTOMIZATION

Cut Style



Double-Tier

Valance



Tear Drop



Scallop

Embellishments



Binding



Fringe



Pom-Pom



Tassel

Size options may limit certain features. Online listings might not reflect all supported options; for special requests, email sales@marchproducts.com

CONFIGURATION

MODEL NAME

LUNA906B174DT-5404-VA-BND503016

FRAME FINISH

White

CANOPY STYLE



Double Tiers

PRIMARY FABRIC

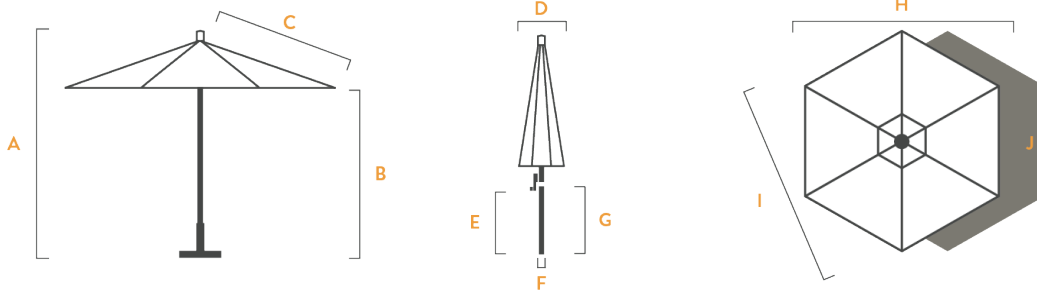
Sunbrella 5404 Natural



DETAILS

Valance: standard, Binding: Natural



SPECIFICATIONS



SHAPES			
MODEL NAME	LUNA906	LUNA774	
SIZES	9FT x 6 RIBS	7FT x 4 RIBS	
A (in/cm)	OVERALL HEIGHT	105 7/8 / 269	101 / 257
B (in/cm)	CANOPY CLEARANCE	77 9/16 / 197	78 3/8 / 199
C (in/cm)	RIB LENGTH	55 1/8 / 140	53 1/8 / 135
D (in/cm)	PARASOL WIDTH	6 1/2 / 17	6 1/2 / 17
E (in/cm)	TABLE CLEARANCE	37 1/2 / 95	37 1/2 / 95
F (in/cm)	POLE DIAMETER	1 1/2 / 3.8	1 1/2 / 3.8
G (in/cm)	BOTTOM POLE	36 7/16 / 93	36 7/16 / 93
H (in/cm)	CANOPY TIP TO TIP	103 19/16 / 263	115 3/16 / 293
I (in/cm)	CANOPY FLAT TO FLAT	90 / 229	81 / 206
J (ft ² /m ²)	SHADE COVERAGE	53.05 / 4.93	65.15 / 6.05

Dimension Tolerances ± 2" / 5cm. Dimensions shown are rounded to the nearest inch/cm and correspond to indicated lift system. Options are subject to change without notice.