



Profit from the Eagle Advantage®

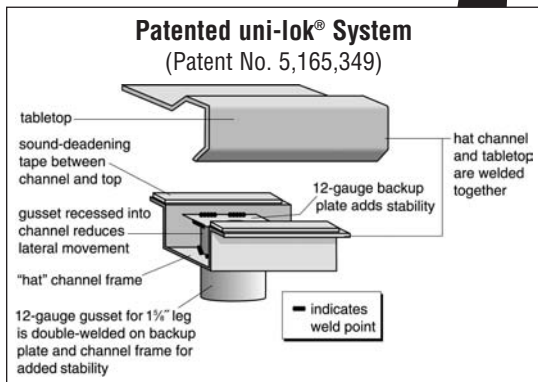
Specification Sheet

Short Form Specifications

Eagle worktables, Spec-Master® Marine series, model _____. Top to be constructed of 14/304 stainless steel, with 2 1/16" marine counter style edge on all sides and 4" backsplash. Undershef to be adjustable and constructed of heavy gauge galvanized steel. Top reinforced with welded hat channels, and sound deadened. Constructed with uni-lok® patented gusset system with the gussets recessed into the hat channels to reduce lateral movement. Legs to be 1 1/2" O.D. galvanized tubing, with galvanized gussets and 1" hi-impact plastic bullet feet.



worktable with backsplash and undershef



Item No.: _____
 Project No.: _____
 S.I.S. No.: _____

Worktables with Backsplash and Galvanized Base with Undershef —Spec-Master® Marine Series

MODELS:

- | | | | |
|-------------------------------------|--------------------------------------|--------------------------------------|--------------------------------------|
| <input type="checkbox"/> T2424EM-BS | <input type="checkbox"/> T24108EM-BS | <input type="checkbox"/> T3072EM-BS | <input type="checkbox"/> T3660EM-BS |
| <input type="checkbox"/> T2430EM-BS | <input type="checkbox"/> T24120EM-BS | <input type="checkbox"/> T3084EM-BS | <input type="checkbox"/> T3672EM-BS |
| <input type="checkbox"/> T2436EM-BS | <input type="checkbox"/> T24132EM-BS | <input type="checkbox"/> T3096EM-BS | <input type="checkbox"/> T3684EM-BS |
| <input type="checkbox"/> T2448EM-BS | <input type="checkbox"/> T24144EM-BS | <input type="checkbox"/> T30108EM-BS | <input type="checkbox"/> T3696EM-BS |
| <input type="checkbox"/> T2460EM-BS | <input type="checkbox"/> T3030EM-BS | <input type="checkbox"/> T30120EM-BS | <input type="checkbox"/> T36108EM-BS |
| <input type="checkbox"/> T2472EM-BS | <input type="checkbox"/> T3036EM-BS | <input type="checkbox"/> T30132EM-BS | <input type="checkbox"/> T36120EM-BS |
| <input type="checkbox"/> T2484EM-BS | <input type="checkbox"/> T3048EM-BS | <input type="checkbox"/> T30144EM-BS | <input type="checkbox"/> T36132EM-BS |
| <input type="checkbox"/> T2496EM-BS | <input type="checkbox"/> T3060EM-BS | <input type="checkbox"/> T3648EM-BS | <input type="checkbox"/> T36144EM-BS |

Tabletop

- Patented uni-lok® gusset system (patent #5,165,349): gussets are recessed into hat channel, reducing lateral movement.
- Top reinforced with welded-on hat channel.
- Sound-deadened between top and channels.
- 4 1/2" (114mm)-high 90° backsplash with 1" (25mm) turn at 90°.
- Marine counter edge on front and ends.
- 14 gauge type 304 polished stainless steel.

Adjustable Undershef

- Heavy gauge, galvanized.
- Gusset welded to each corner.

Legs—1 1/2" (41mm)-diameter

- Tables 96" (2438mm) and longer come with six legs or more.
- Heavy gauge galvanized steel.
- 1" (25mm) adjustable hi-impact plastic feet.

Options / Accessories

- | | |
|--|--|
| <input type="checkbox"/> Drawer | <input type="checkbox"/> Duplex receptacles |
| <input type="checkbox"/> Lock | <input type="checkbox"/> Pot rack |
| <input type="checkbox"/> Casters | <input type="checkbox"/> Sink |
| <input type="checkbox"/> Stainless steel bullet feet | <input type="checkbox"/> Additional undershef |
| <input type="checkbox"/> Overshelves | <input type="checkbox"/> Stabilizer Bar (for 30"- and 36"-wide tables) |

EAGLE GROUP
 100 Industrial Boulevard, Clayton, DE 19938-8903 USA
 Phone: 302-653-3000 • Fax: 302-653-2065
 www.eaglegrp.com

Foodservice Division: Phone 800-441-8440
MHC/Retail Display Divisions: Phone 800-637-5100

For custom configuration or fabrication needs, contact our **SpecFAB® Division**.
 Phone: 302-653-3000 • Fax: 302-653-3091 • e-mail: specfab@eaglegrp.com

Certifications / Approvals



EG10.44D Rev. 07/08

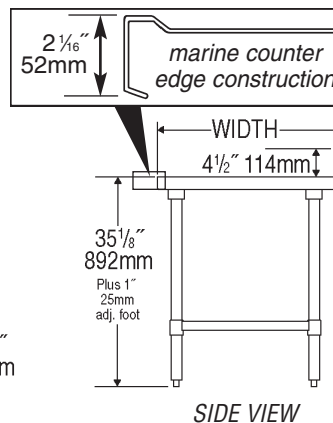
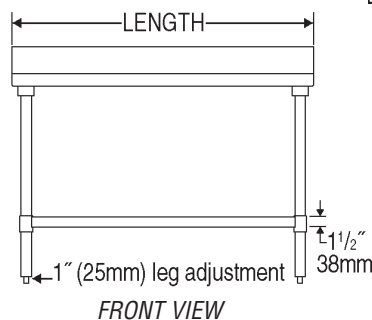
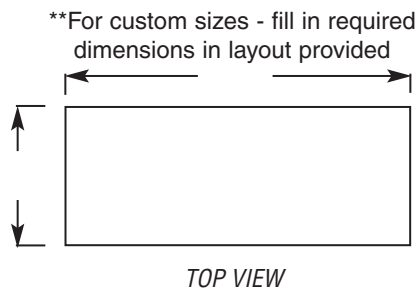
Spec sheets available for viewing, printing or downloading from our online literature library at www.eaglegrp.com



Profit from the Eagle Advantage®

Item No.: _____
 Project No.: _____
 S.I.S. No.: _____

Worktables with Backsplash and Galvanized Base with Undershelf—Spec-Master® Marine Series



model #	# of legs	width		length		weight	
		in.	mm	in.	mm	lbs.	kg
T2424EM-BS	4	24"	610	24"	610	47	21.3
T2430EM-BS	4	24"	610	30"	762	53	24.0
T2436EM-BS	4	24"	610	36"	914	58	26.3
T2448EM-BS	4	24"	610	48"	1219	69	31.3
T2460EM-BS	4	24"	610	60"	1524	80	36.3
T2472EM-BS	4	24"	610	72"	1829	94	42.6
T2484EM-BS	4	24"	610	84"	2134	107	48.5
T2496EM-BS	6	24"	610	96"	2438	126	57.2
T24108EM-BS	6	24"	610	108"	2743	156	70.8
T24120EM-BS	6	24"	610	120"	3048	170	77.1
T24132EM-BS	8	24"	610	132"	3353	183	83.0
T24144EM-BS	8	24"	610	144"	3658	196	88.9
T3030EM-BS	4	30"	762	30"	762	55	24.9
T3036EM-BS	4	30"	762	36"	914	58	26.3
T3048EM-BS	4	30"	762	48"	1219	77	34.9
T3060EM-BS	4	30"	762	60"	1524	89	40.4
T3072EM-BS	4	30"	762	72"	1829	103	46.3
T3084EM-BS	4	30"	762	84"	2134	119	54.0
T3096EM-BS	6	30"	762	96"	2438	143	64.9
T30108EM-BS	6	30"	762	108"	2743	165	74.8
T30120EM-BS	6	30"	762	120"	3048	187	84.8
T30132EM-BS	8	30"	762	132"	3353	207	93.9
T30144EM-BS	8	30"	762	144"	3658	228	103.4
T3648EM-BS	4	36"	914	48"	1219	85	38.6
T3660EM-BS	4	36"	914	60"	1524	99	44.9
T3672EM-BS	4	36"	914	72"	1829	117	53.1
T3684EM-BS	4	36"	914	84"	2134	135	61.2
T3696EM-BS	6	36"	914	96"	2438	145	65.8
T36108EM-BS	6	36"	914	108"	2743	186	84.4
T36120EM-BS	6	36"	914	120"	3048	211	95.7
T36132EM-BS	8	36"	914	132"	3353	238	108.0
T36144EM-BS	8	36"	914	144"	3658	263	119.3

EAGLE GROUP
 100 Industrial Boulevard, Clayton, DE 19938-8903 USA
 Phone: 302-653-3000 • Fax: 302-653-2065
 www.eaglegrp.com

Foodservice Division: Phone 800-441-8440
 MHC/Retail Display Divisions: Phone 800-637-5100

Spec sheets available for viewing, printing or downloading from our online literature library at www.eaglegrp.com

Although every attempt has been made to ensure the accuracy of the information provided, we cannot be held responsible for typographical or printing errors. Information and specifications are subject to change without notice. Please confirm at time of order.

Printed in U.S.A.
 ©2008 by Eagle Group
 Rev. 07/08