



Profit from the Eagle Advantage®

# Specification Sheet

## Short Form Specifications

Eagle Cutting Table with Flat Top, model \_\_\_\_\_. Top to be 1½" square stainless steel tubular frame with ½" thick removable polymer top. 1½" O.D. stainless steel tubular legs with stainless steel crossrails and adjustable bullet feet.

Eagle Cutting Table with Backsplash, model \_\_\_\_\_. Top to be 1½" square stainless steel tubular frame with ½" thick removable polymer top, and 4½"-high removable backsplash. 1½" O.D. stainless steel tubular legs with stainless steel crossrails and adjustable bullet feet.



cutting table with flat top

## Options / Accessories

- Drawer assemblies
- Casters
- Stainless steel bullet feet
- Undershef \*
- All-welded construction \*\*
- Boat rack

\* For optional stainless steel undershef, add suffix "-US". Example: CT3072S-US  
\*\* For optional all-welded construction, add suffix "-AW". Example: CT3084S-AW

Item No.: \_\_\_\_\_  
 Project No.: \_\_\_\_\_  
 S.I.S. No.: \_\_\_\_\_

## Cutting Tables

### MODELS:

- |                                   |                                   |                                      |                                      |
|-----------------------------------|-----------------------------------|--------------------------------------|--------------------------------------|
| <input type="checkbox"/> CT3036S  | <input type="checkbox"/> CT3036S  | <input type="checkbox"/> CT3036S-BS  | <input type="checkbox"/> CT3036S-BS  |
| <input type="checkbox"/> CT3048S  | <input type="checkbox"/> CT3048S  | <input type="checkbox"/> CT3048S-BS  | <input type="checkbox"/> CT3048S-BS  |
| <input type="checkbox"/> CT3060S  | <input type="checkbox"/> CT3060S  | <input type="checkbox"/> CT3060S-BS  | <input type="checkbox"/> CT3060S-BS  |
| <input type="checkbox"/> CT3072S  | <input type="checkbox"/> CT3072S  | <input type="checkbox"/> CT3072S-BS  | <input type="checkbox"/> CT3072S-BS  |
| <input type="checkbox"/> CT3084S  | <input type="checkbox"/> CT3084S  | <input type="checkbox"/> CT3084S-BS  | <input type="checkbox"/> CT3084S-BS  |
| <input type="checkbox"/> CT3096S  | <input type="checkbox"/> CT3096S  | <input type="checkbox"/> CT3096S-BS  | <input type="checkbox"/> CT3096S-BS  |
| <input type="checkbox"/> CT30108S | <input type="checkbox"/> CT30108S | <input type="checkbox"/> CT30108S-BS | <input type="checkbox"/> CT30108S-BS |
| <input type="checkbox"/> CT30120S | <input type="checkbox"/> CT30120S | <input type="checkbox"/> CT30120S-BS | <input type="checkbox"/> CT30120S-BS |

### Tabletop

- ½" (13mm)-thick removable poly top.
- Available with flat top or 4½" (114mm)-high type 304 stainless steel removable backsplash to match balance of product line.
- 1½" (38mm) square stainless steel tubular frame.
- Tabs, along perimeter of tabletop frame, lock poly top in place and are virtually self-cleaning.

### Crossbracing

- Heavy gauge stainless steel.
- 1¼" (32mm)-diameter.
- Adjustable.
- Runs left-to-right and front-to-back.

### Legs

- Heavy gauge stainless steel.
- 1½" (41mm)-diameter.
- Adjustable metal feet.

**EAGLE GROUP**  
100 Industrial Boulevard, Clayton, DE 19938-8903 USA  
Phone: 302-653-3000 • Fax: 302-653-2065  
www.eaglegrp.com

**Foodservice Division: Phone 800-441-8440**  
**MHC/Retail Display Divisions: Phone 800-637-5100**

For custom configuration or fabrication needs, contact our **SpecFAB® Division**.  
Phone: 302-653-3000 • Fax: 302-653-3091 • e-mail: specfab@eaglegrp.com



EG10.16 Rev. 08/11

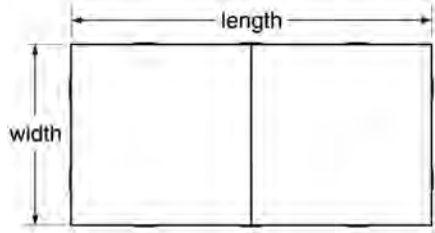
**Spec sheets available for viewing, printing or downloading from our online literature library at [www.eaglegrp.com](http://www.eaglegrp.com)**



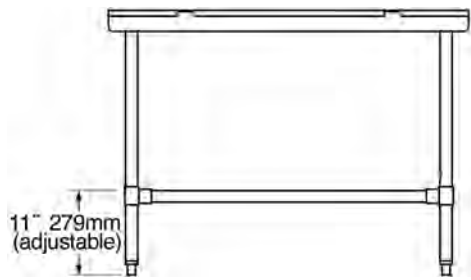
Profit from the Eagle Advantage®

Item No.: \_\_\_\_\_  
 Project No.: \_\_\_\_\_  
 S.I.S. No.: \_\_\_\_\_

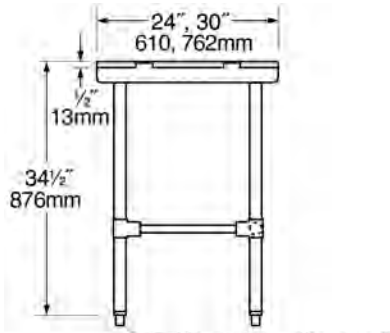
# Cutting Tables



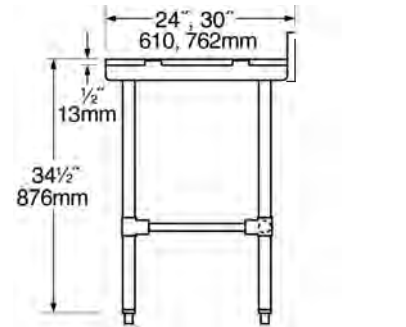
TOP VIEW



FRONT VIEW



SIDE VIEW - FLAT TOP



SIDE VIEW - BACKSPASH

### Tables with Flat Top

model #	weight	
	lbs.	kg
CT2436S	110	49.9
CT2448S	120	54.4
CT2460S	150	68.0
CT2472S	176	79.8
CT2484S	196	88.9
CT2496S	215	97.5
CT24108S	225	102.1
CT24120S	243	110.2
CT3036S	115	52.2
CT3048S	130	59.0
CT3060S	157	71.2
CT3072S	178	80.3
CT3084S	198	89.8
CT3096S	220	99.8
CT30108S	230	104.3
CT30120S	255	115.7

### Tables with 4 1/2" (114mm) Removable Backsplash

model #	weight		width		length	
	lbs.	kg	in.	mm	in.	mm
CT2436S-BS	110	49.9	24"	610	36"	914
CT2448S-BS	120	54.4	24"	610	48"	1219
CT2460S-BS	150	68.0	24"	610	60"	1524
CT2472S-BS	180	81.6	24"	610	72"	1829
CT2484S-BS	198	89.8	24"	610	84"	2134
CT2496S-BS	217	98.4	24"	610	96"	2438
CT24108S-BS	230	104.3	24"	610	108"	2743
CT24120S-BS	250	113.4	24"	610	120"	3048
CT3036S-BS	118	53.5	30"	762	36"	914
CT3048S-BS	135	61.2	30"	762	48"	1219
CT3060S-BS	160	72.6	30"	762	60"	1524
CT3072S-BS	181	82.1	30"	762	72"	1829
CT3084S-BS	205	93.0	30"	762	84"	2134
CT3096S-BS	228	103.4	30"	762	96"	2438
CT30108S-BS	235	106.6	30"	762	108"	2743
CT30120S-BS	260	117.9	30"	762	120"	3048

**EAGLE GROUP**  
 100 Industrial Boulevard, Clayton, DE 19938-8903 USA  
 Phone: 302-653-3000 • Fax: 302-653-2065  
 www.eaglegrp.com

Foodservice Division: Phone 800-441-8440  
 MHC/Retail Display Divisions: Phone 800-637-5100

Printed in U.S.A.  
 ©2011 by Eagle Group

Rev. 08/11

Spec sheets available for viewing, printing or downloading from our online literature library at [www.eaglegrp.com](http://www.eaglegrp.com)

Although every attempt has been made to ensure the accuracy of the information provided, we cannot be held responsible for typographical or printing errors. Information and specifications are subject to change without notice. Please confirm at time of order.