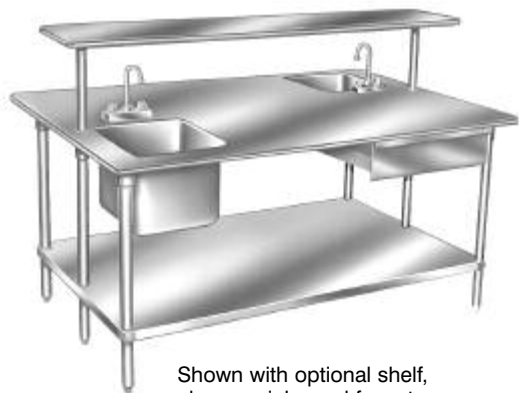




STAINLESS STEEL
WORK TABLES
PREMIUM Series - Flat Top - 48" Wide



Shown with optional shelf,
 drawer, sinks and faucets




Item #: _____ **Qty #:** _____

Model #: _____

Project #: _____



NEW
 Rolled Rim Edges on
 Front & Back and
 Square Side Edges



Featuring as Standard:
"THE PROVEN"
 ORIGINAL ADVANCE TABCO
**Adjustable Undershelf
 with Die Cast Leg Clamp**

FEATURES:

Top is furnished with 1-5/8" sanitary rolled rim edges on front & back and square side edges.

Four hat channels stud welded to reinforce & maintain a level working surface.

Pre-engineered welded angle adapters insure ease of future drawer installation.

SS-GLG Series:

Aluminum die cast "leg-to-shelf" to leg eliminating unsightly nuts & bolts. Undershelf is adjustable.

TSS-TGLG Series:

Front to Back Leg Stretchers welded to legs and requires assembly. Left to Right Stretcher bolted to legs.

CONSTRUCTION:

All TIG welded. Exposed weld areas polished to match adjacent surfaces.

Entire top mechanically polished to a satin finish.

Top is sound deadened.

Roll formed embossed galvanized hat channels are secured to top by means of structural adhesive and weld studs.

Gussets welded to support hat sections.

MATERIAL: Undershelf (VSS-VLG)

TOP: 14 gauge stainless steel type "304" series.

SHELF: SS-Series: 18 gauge stainless steel
 GLG-Series: 18 gauge galvanized steel.

LEGS: TSS-Series: 1 5/8" dia. tubular stainless steel with **stainless steel** gussets & bullet feet.
 TGLG-Series: 1 5/8" dia. tubular galvanized steel with galvanized steel gussets.
 1" adjustable plastic bullet feet.

MATERIAL: Open Base (TSS-TGLG)

TOP: 14 gauge stainless steel type "304" series.

STRETCHERS: TSS-Series: 1-5/8" dia. tubular stainless steel
 TGLG-Series: 1-5/8" dia. tubular galvanized steel.

LEGS: TSS-Series: 1-5/8" dia. tubular stainless steel with **stainless steel** gussets & bullet feet.
 TGLG-Series: 1-5/8" dia. tubular galvanized steel with galvanized steel gussets.
 1" adjustable plastic bullet feet.

L	Stainless Steel	Galvanized Steel	Stainless Steel	Galvanized Steel
48"	SS-484	GLG-484	TSS-484	TGLG-484
60"	SS-485	GLG-485	TSS-485	TGLG-485
72"	SS-486	GLG-486	TSS-486	TGLG-486
84"	SS-487	GLG-487	TSS-487	TGLG-487
96"	SS-488	GLG-488	TSS-488	TGLG-488
108"	SS-489	GLG-489	TSS-489	TGLG-489
120"	SS-4810	GLG-4810	TSS-4810	TGLG-4810
132"	SS-4811	GLG-4811	TSS-4811	TGLG-4811
144"	SS-4812	GLG-4812	TSS-4812	TGLG-4812
UNDERSHELF STYLE			OPEN BASE STYLE	

OPTIONAL ACCESSORIES	Model #	Qty
Drawer		
Lock		
Sink		
Casters		
Shelving		
Duplex Recept.		
16 Ga. S/S 304 Legs		



NEW YORK
 (800) 645-3166
 Fax: (631) 242-6900

GEORGIA
 (800) 832-1218
 Fax: (770) 775-5625

TEXAS
 (800) 527-0353
 Fax: (972) 932-4795

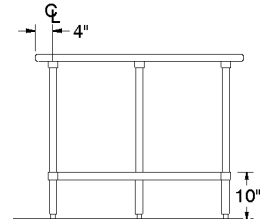
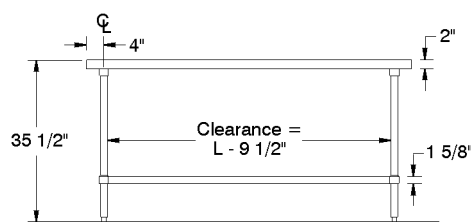
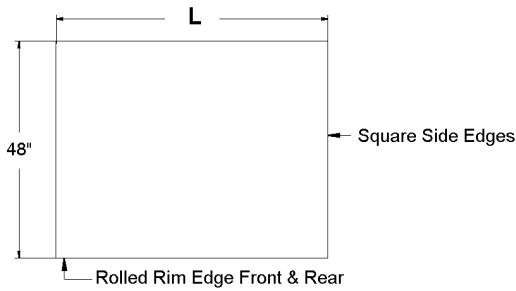
NEVADA
 (800) 446-8684
 Fax: (775) 972-1578

DIMENSIONS and SPECIFICATIONS

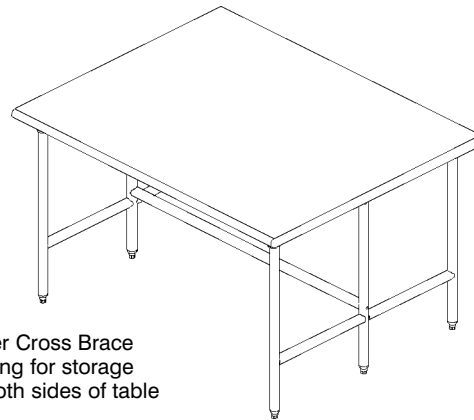
ALL DIMENSIONS ARE TYPICAL TOL $\pm .500"$

Units 8 ft. and larger are furnished with nine (9) legs. All Units Shipped Unassembled (KD) for Reduced Shipping Costs.

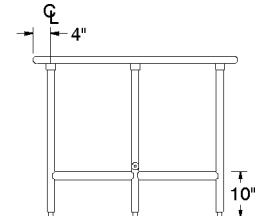
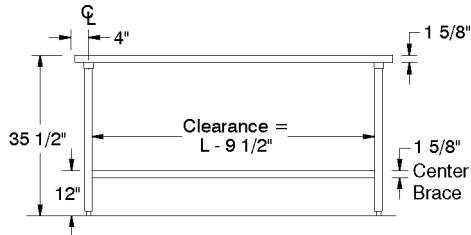
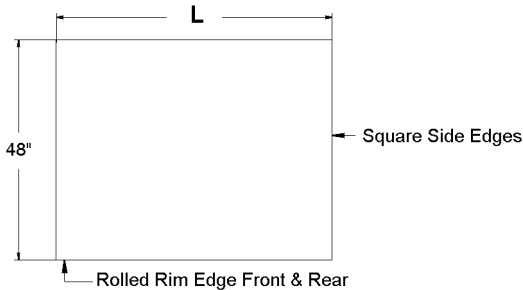
SS-Series - S/S Legs & UNDERSHELF - Countertop Edge



TSS-Series - S/S Legs & OPEN BASE- Countertop Edge



Center Cross Brace
allowing for storage
under both sides of table



L	Stainless Steel	Galvanized Steel	Wt.	Stainless Steel	Galvanized Steel	Wt.
48"	SS-484	GLG-484	158 lbs.	TSS-484	TGLG-484	128 lbs.
60"	SS-485	GLG-485	184 lbs.	TSS-485	TGLG-485	148 lbs.
72"	SS-486	GLG-486	218 lbs.	TSS-486	TGLG-486	170 lbs.
84"	SS-487	GLG-487	260 lbs.	TSS-487	TGLG-487	206 lbs.
96"	SS-488	GLG-488	290 lbs.	TSS-488	TGLG-488	228 lbs.
108"	SS-489	GLG-489	322 lbs.	TSS-489	TGLG-489	260 lbs.
120"	SS-4810	GLG-4810	522 lbs.	TSS-4810	TGLG-4810	454 lbs.
132"	SS-4811	GLG-4811	601 lbs.	TSS-4811	TGLG-4811	517 lbs.
144"	SS-4812	GLG-4812	616 lbs.	TSS-4812	TGLG-4812	532 lbs.

