



STAINLESS STEEL Heavy Duty Speed Rails

GENERAL SPEED RAIL FEATURES:

- Available in lengths measuring 1ft. to 8 ft. long.
- Keyhole installation.
- Raised one-piece front molding for strength and durability.
- Provides basic bar equipment a custom look.

STANDARD HEAVY DUTY SPEED RAILS:

All stainless steel construction.

Custom sizes/widths available to accommodate 1/2 gallon bottles.

Item #: _____ Qty #: _____
Model #: _____
Project #: _____

SPEED RAIL MODIFICATIONS

SU-41: Make speed rail an odd length

SU-42: Make speed rail accommodate 1/2 gallon bottles



Single Tier
SRK-2 Shown



Double Tier
SRKD-18

Single Tier

| Model # | L | Bottle Capacity | Wt. |
|---------|-----|-----------------|---------|
| SRK-12 | 12" | 3 | 4 lbs. |
| SRK-15 | 15" | 4 | 4 lbs. |
| SRK-18 | 18" | 4-5 | 5 lbs. |
| SRK-2 | 24" | 5-6 | 5 lbs. |
| SRK-30 | 30" | 7-8 | 8 lbs. |
| SRK-3 | 36" | 9-10 | 9 lbs. |
| SRK-42 | 42" | 11-12 | 10 lbs. |
| SRK-4 | 48" | 13-14 | 11 lbs. |
| SRK-5 | 60" | 15-18 | 13 lbs. |
| SRK-6 | 72" | 19-22 | 14 lbs. |
| SRK-7 | 84" | 23-26 | 15 lbs. |
| SRK-8 | 96" | 27-28 | 16 lbs. |

Double Tier

| Model # | L | Bottle Capacity | Wt. |
|---------|-----|-----------------|---------|
| SRKD-12 | 12" | 6 | 8 lbs. |
| SRKD-15 | 15" | 8 | 9 lbs. |
| SRKD-18 | 18" | 8-10 | 10 lbs. |
| SRKD-2 | 24" | 10-12 | 13 lbs. |
| SRKD-30 | 30" | 14-16 | 16 lbs. |
| SRKD-3 | 36" | 18-20 | 18 lbs. |
| SRKD-42 | 42" | 22-24 | 20 lbs. |
| SRKD-4 | 48" | 26-28 | 22 lbs. |
| SRKD-5 | 60" | 30-36 | 26 lbs. |
| SRKD-6 | 72" | 38-44 | 28 lbs. |
| SRKD-7 | 84" | 46-52 | 30 lbs. |
| SRKD-8 | 96" | 54-56 | 32 lbs. |

HANG-ON HEAVY DUTY SPEED RAILS:

Designed to hang-on the first tier of any SRK series speed rails.

Doubles liquor storage.

Removable.



Hang-On Style
SR-2H Shown

| Model # | L | Bottle Capacity | Wt. |
|---------|-----|-----------------|---------|
| SR-12H | 12" | 3 | 4 lbs. |
| SR-15H | 15" | 4 | 5 lbs. |
| SR-18H | 18" | 4-5 | 6 lbs. |
| SR-2H | 24" | 5-6 | 7 lbs. |
| SR-30H | 30" | 7-8 | 8 lbs. |
| SR-3H | 36" | 9-10 | 9 lbs. |
| SR-42H | 42" | 11-12 | 9 lbs. |
| SR-4H | 48" | 13-14 | 10 lbs. |

NOTE: Not To Be Used With Any Other Manufacturers Speed Rails



Customer Service Available To Assist You 1-800-645-3166 8:30 am - 8:00 pm E.S.T.

For Orders & Customer Service:

Email: customer@advancetabco.com or Fax: 631-242-6900

For Smart Fabrication™ Quotes:

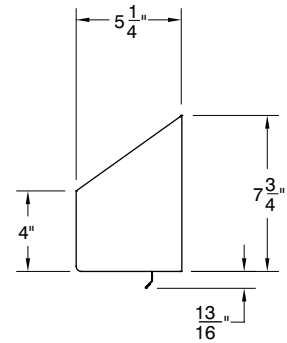
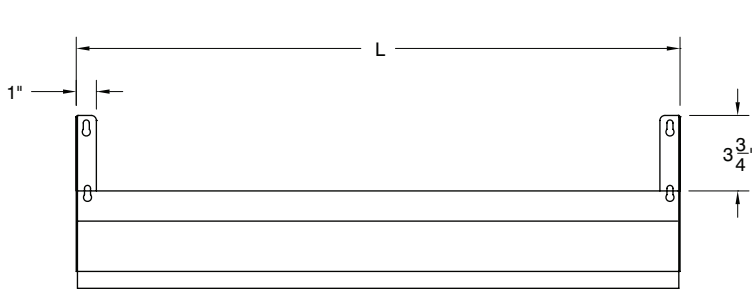
Email: smartfab@advancetabco.com or Fax: 631-586-2933

DIMENSIONS and SPECIFICATIONS

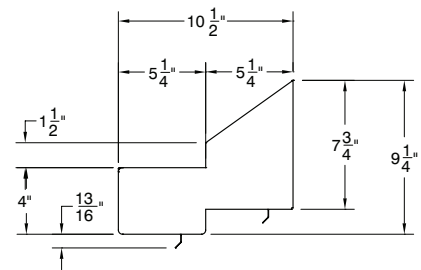
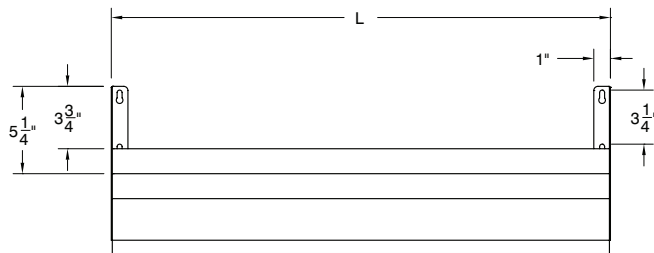
TOL Overall: $\pm .500"$ Interior: $\pm .250"$

ALL DIMENSIONS ARE TYPICAL

SRK Series



SRKD Series



SR Series

