


NARROW AISLE HAND TRUCK



MAGLINER®

FRAMES

ALL ALUMINUM



P/N	Wt.(lbs.)
300001	4.5
Straight back with 1-1/4" cross braces.	



P/N	Wt.(lbs.)
300002	5.5
Straight back with 1-1/4" cross braces and vertical strap.	



P/N	Wt.(lbs.)
302653	5.0
Straight back with 2-1/8" cross braces. Heavier extrusion cross-section for added strength and shock absorption.	



P/N	Wt.(lbs.)
302660	6.0 for flush mount noses.
302657	6.0 for recess mount noses.
Straight back with 2-1/8" cross braces. Heavier extrusion cross-section for added strength and shock absorption.	

ALUMINUM W/MOLDED CROSS BRACES



P/N	Wt.(lbs.)
300010	4.5
Straight back with 1-1/4" cross braces.	



P/N	Wt.(lbs.)
300021	5.0
Curved back with 1-1/4" cross braces for keg and cylinders.	



P/N	Wt.(lbs.)
300012	5.5
Curved back with 1-1/4" cross braces and vertical strap.	




Curved cross member

P/N	Wt.(lbs.)
300032	4.5
Combination of two straight and one curved 1-1/4" cross braces.	


All Magliner hand trucks have a 500 pound capacity unless otherwise stated.

HANDLES


HORIZONTAL LOOP HANDLES



VERTICAL LOOP HANDLES




SINGLE GRIP HANDLES



DOUBLE GRIP HANDLES




DOUBLE LOOP HANDLES



NOSES

DIE-CAST




ALUMINUM				
P/N	W"	D"	Wt.(lbs.)	
300200	14	7-½	4.0	
300201	18	7-½	5.0	

MAGNESIUM				
P/N	W"	D"	Wt.(lbs.)	
300204	14	7-½	2.5	
300197	14	12	3.0	
300205	18	7-½	3.0	

Designed using either aluminum or magnesium alloys chosen for high strength and corrosion resistance. Aluminum is more rigid and best suited for moderate to mild climates. Magnesium is lighter than aluminum, more flexible and is the best option in cold climates or freezer deliveries.

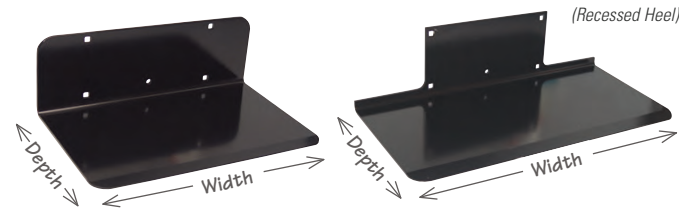
EXTRUDED ALUMINUM



P/N	W"	Flush Mount D"	Recessed Mount D"	Wt.(lbs.)
300244	14	9	7-½	4.5
300254	14	9	N/A	5.0
300245	18	9	7-½	5.5
300248	18	9	N/A	6.0
300203	16	12	N/A	7.0
300215	20	12	N/A	8.5

6000 series alloy designed with a tapered profile and leading edge for ease of use and maximum strength to weight ratio.

HIGH-STRENGTH STEEL



P/N	W"	Flush Mount D"	Recessed Mount D"	Wt.(lbs.)
300544	14	9	7-½	9.5
300554	14	9	N/A	10.5
300545	18	9	7-½	11.5
300548	18	9	N/A	13.5

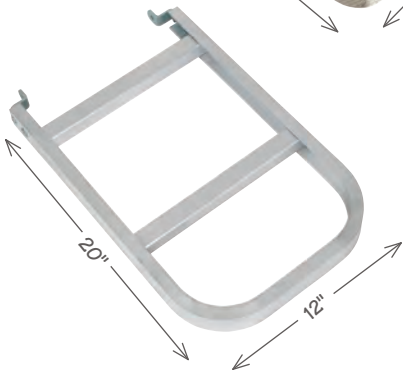
High strength, low alloy powder coated steel with machined edge for easily sliding under loads.

FOLDING NOSES (300 Pound Capacity)



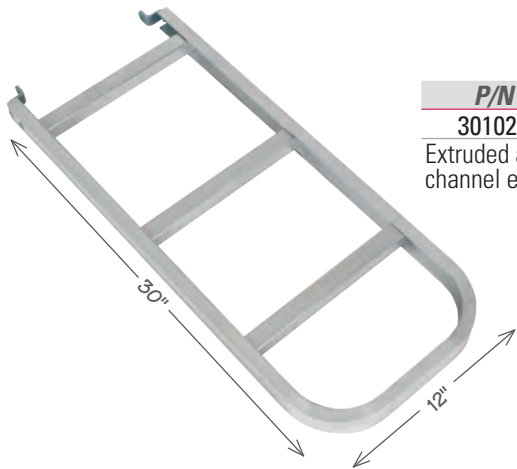
P/N	Wt.(lbs.)
301019	4.0

Low-profile formed aluminum extension.




P/N	Wt.(lbs.)
301025	3.5

Extruded aluminum channel extension.



P/N	Wt.(lbs.)
301026	4.5

Extruded aluminum channel extension.



P/N	L"	Wt.(lbs.)
301051	20	4.5
301052	30	4.5

Extruded aluminum channel extension with carpet.

WHEELS




P/N	D"	Wt.(lbs.)
121055	10	3.5

2-Ply pneumatic tube-type tire with one-piece off-set hub and semi-precision bearings.



P/N	D"	Wt.(lbs.)
131010	10	4.0

Puncture resistant, microcellular foam tire on one-piece steel hub with semi-precision bearings.



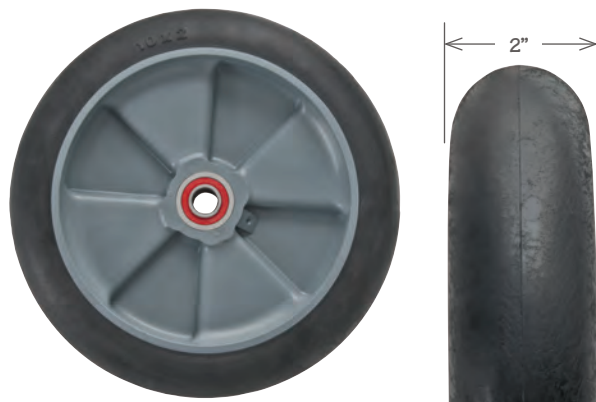
P/N	D"	Wt.(lbs.)
11825	8	3.5
111025	10	5.5

Puncture resistant, solid rubber tire on one-piece polyolefin hub with semi-precision bearings.



P/N	D"	Wt.(lbs.)
121060	10	4.5

4-Ply pneumatic tube-type tire with three-piece off-set hub and semi-precision bearings.



P/N	D"	Wt.(lbs.)
10830	8	2.0
101030	10	3.0

Puncture resistant, non-marking balloon cushion rubber on one-piece polyolefin hub with semi-precision bearings.



P/N	D"	Wt.(lbs.)
101020	10	7.0

Foam filled pneumatic with three-piece off-set hub and semi-precision bearings.

ACCESSORIES



P/N	Wt.(lbs.)
86092	2.5

Heavy-duty cast stair climbers with replaceable low-friction polymer glide bars.



P/N	H"	Wt.(lbs.)
40050	55	1.5
40010	60	1.5
40011	68	2.5

Hi-U frame extensions add height and stability for taller loads. (hardware required)



P/N	H"	Wt.(lbs.)
40050F	55	2.0
40010F	60	2.0
40011F	68	2.5

Hi-U frame extensions with foam sleeve. (hardware required)



P/N	Wt.(lbs.)
302497	0.5

Padded cover for Hi-U frame extensions.



P/N	L"	Wt.(lbs.)
32511	4	1.5
32513	5	1.5

Sliding keg hook swings out of the way when not in use. 4" hook for straight side kegs and 5" hook for barrel-style kegs. For use with 300051 frame only. (rod and hardware required)



P/N	Wt.(lbs.)
301121K	0.5

Holds keg in place securely. For use with 300021 and 300032 frames only.



P/N	H"	W"	Wt.(lbs.)
301114K	8-½	2-½	1.5

Wheel guards prevent loads from rubbing against hand truck wheels.



P/N	W"	H"	L"
64019	2-½	1	7

TWISTLIT™ Easy to attach and detach - no tools required! Includes easily replaceable lithium batteries (2x CR2016)

ACCESSORY BAGS



P/N	L"	W"	Wt.(lbs.)
302680	13	8	0.5

- Main pocket 12" long x 8" wide x 2" deep with 1 Velcro strap
- Outside pocket 5-¼" long x 5-½" wide



P/N	L"	W"	Wt.(lbs.)
302681	16-½	12	1.0

- 2 top pockets, sealed with Velcro 10" long x 6" wide
- 1 tool pocket 12" wide x 3-½" deep



P/N	L"	W"	Wt.(lbs.)
302682	12-½	12	1.0

- 1 pocket 11" deep x 9" wide



P/N	L"	W"	Wt.(lbs.)
302683	29	12	1.0

- 2 top pockets, sealed with Velcro 10-½" long x 6" wide
- 1 tool pocket 12" wide x 3-½" deep
- 1 pocket 11-½" wide x 12" deep

NARROW AISLE CONVERSION KITS

P/N

86071	Converts a standard H.T. to a NAHT
86073	Converts a standard H.T. stair climber to a NAHT stair climber