



Project _____
Item # _____ Quantity _____
Model # _____



Reconfigurable Double Induction Range

(Model Shown: SM-251-2CR)

| Model # | Voltage | Peak Power | Plug Type |
|--------------------|---------|------------|---|
| SM-251-2CR (US) | 208-240 | 2500 x 2 W | NEMA 6-30P |
| SM-253-2CR (Int'l) | 220-240 | 2500 x 2 W | Plug & receptacle to be supplied by the customer, based on country code |

Description:

Spring USA's Reconfigurable Double Induction Range is a heating unit for product cooking. The range features a low-profile design, satin stainless steel body, integrated oversized pan support, and detachable control panel for built-in applications. Each range includes our exclusive SmartScan® technology with over/under voltage protection, pan size and pan type recognition, and large LED power/temp display.

Construction & Performance Features:

- Tempered, smoked black glass faceplate
- Rugged, 5 mm thick, easy to clean, tempered glass top
- 100% silicone rubber protective top seal
- Non-skid, non-scratch footing/base
- 7' power cord with plug
- Removable mesh air filter
- Simple, solid state controls
- Power ON/OFF heavy duty knob

- Power ON/Pan-Present indicator lights
- Two (2) functions - 'Cook' or 'Temp' mode
- 'Cook'/'Temp' mode touch pad control
- 'Cook'/'Temp' mode indicator lights
- Simple, knob-set thermostat control
- Lighted temperature indicator
- Power level 1-20 in 'Cook' mode
- Temperature range 110°F-400°F (43°C-204°C) in 'Temp' mode

Standard Warranty:

Spring USA Induction Ranges offer a one (1) year, overnight exchange warranty, from the date of invoice, against manufacturers defects. See SpringUSA.com for more details.

Agency Listings:

- ETL
- UL STD 197
- FCC
- CETL
- ETL-Sanitation to NSF-4





Project _____
Item # _____ Quantity _____
Model # _____

Reconfigurable Double Induction Range

Available Accessories/Alternate Configurations:

- Induction-ready Cookware & Serving Vessels [Spring USA Catalog]
- AF-350 Under-Counter Air Filter System
- Built-In, High Power Induction Ranges
- Custom Tabletop Induction featuring SmartStone®
- Mobile & Custom Configurations [Contact Spring USA]
- Cooking Utensils [Spring USA Catalog]
- MAX Induction Griddle Kit SM-251GRD

Electric Requirements:

| Model # | Voltage | Phase | Hertz | Watts | Amps | Plug |
|-----------------------|---------|-------|-------|------------|----------|---|
| SM-251-2CR (US) | 208-240 | 1 | 60 | 2500 x 2 W | 10.4 x 2 | NEMA 6-30P |
| SM-253-2CR (Int'l) | 220-240 | 1 | 50-60 | 2500 x 2 W | 10.4 x 2 | Plug & receptacle to be supplied by the customer, based on country code |

Key Dimensions:



Removable controls allow for
(2) countertop configurations
or built-in applications



Net Weight: 29.1 lb. (13.2 kg)

Built-in Application Cutout Dimensions

Range : 26.4" L x 13.4" W
(670 mm L x 340 mm W)

Control box: 13.3" L x 4.3" W
(338 mm L x 110 mm W)



Project _____
 Item # _____ Quantity _____
 Model # _____



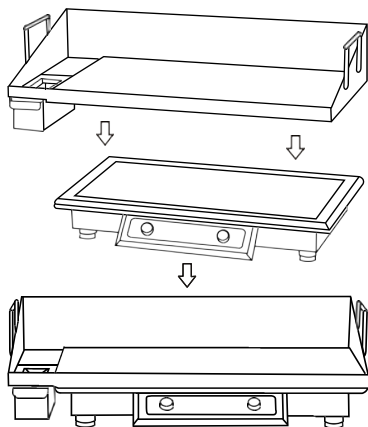
Countertop Griddle Overlay and Double Hob Induction Range Kit

| Model | Dims | Cooking Area | Weight | Details |
|-----------|-----------------|-----------------|--------|----------------------------|
| SMG251-6 | 32.25" x 15.25" | 28.25" x 15.15" | 63 LBS | Griddle Overlay Attachment |
| SM-251GRD | 32.25" x 10.5" | 28.25" x 15.15" | 96 LBS | Double Hob Induction Kit |

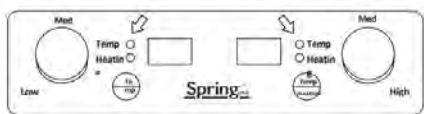
How To Use:

Remove your MAX Induction Griddle from the packaging and inspect all parts. If any part or accessories is cracked or damaged, do not install the griddle. Contact your supplier for a replacement griddle.

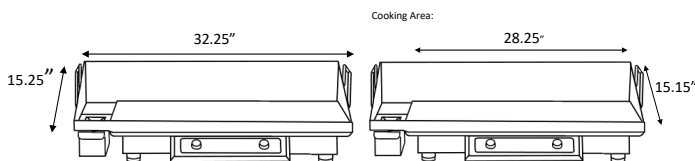
This Griddle is to be mounted on the Spring USA Induction range SM-251-2CR or SM-253-2CR. Put the Griddle on top of the induction range as shown in picture below. Make sure the griddle is horizontal without any tilting. Preheat griddle for 30 minutes prior to use.



Only works with SM-251-2CR & SM-253-2CR Operate your induction range in 'Temp' settings only.



Key Dimensions:



Description:

Harness the power and precision of induction to effortlessly cook griddle favorites, the MAX Induction Griddle Overlay Attachment quickly and securely fits on top of the MAX Induction Double Induction Range for a larger surface area than other induction griddles on the market, making it easy to cook breakfast items, burgers, cheesesteaks, and other grilled favorites.

Construction & Performance Features:

- 10 mm thick stainless steel cooking
- Larger surface area than other induction griddles on the market
- Designed for use with, and retrofits,
- Spring USA SM-251-2CR & SM-253-2CR
- Removable handles for easy cleaning and changeover



Project _____
Item # _____ Quantity _____
Model # _____

Shipping Dimensions:

| Single Unit Shipping Carton | | | | |
|-----------------------------|---|--------|--------|----------|
| Model # | Length | Width | Height | Weight |
| SM-251-2CR (US) | 34.0" | 18.0" | 4.5" | 34.0 lb. |
| SM-253-2CR (Int'l) | 864 mm | 457 mm | 114 mm | 16.3 kg |
| SMG251-6 | 48.0" | 18.0" | 8.0" | 66.0 lb. |
| SM-251GRD | Ships as 1 each, SM-251-2CR and SM251-6. See above. | | | |

Notes & Conditions:

1. For optimum performance, allow 4" clearance from front and sides for good air circulation.
Proper ventilation must be provided at all times.
2. Actual range temperature may vary due to a number of variables, such as ambient temperature in the immediate surrounding area, content and volume of food being heated or cooked, and whether or not you are using a cover on the serving vessel.
3. This induction range requires use of ferrous metal, induction-ready cookware.
4. Spring USA Induction Servers and Induction Warmers/Ranges are designed to work together as a system. Optimal performance is achieved by using Spring USA components in conjunction with each other. As the first to offer such induction systems, Spring USA cannot warranty the performance of facsimile products offered by other companies.