



BEVERAGE-AIR®


Project: _____	AIA# _____
Item: _____	
Location: _____	SIS# _____
Approved: _____	

SPE48HC SALAD BAR

FOOD PREPARATION TABLES

SPE48HC Salad Bar
Hydrocarbon Series

MODEL:
SPE48HC-S



(optional tray slide)

7 Year Parts/Labor Warranty
7 Year Compressor Warranty

CABINET CONSTRUCTION

- Stainless steel front, sides, top, doors and grille (galvanized back & bottom)
- Interior liner is made of corrosion resistant aluminum
- Lift-off lid standard
- Heavy-duty aluminum pan liner, easy to clean and prevents spills from falling into cabinet while also ensuring coldest air flows across bottom of pans
- Nine (9) 4" deep 1/3 size polycarbonate pans are included
- Accommodates up to 6" deep food service pans
- Locking divider bars
- Self-closing doors with 120° stay-open feature, on cartridge style hinges
- Easy door removal for service and cleaning
- Field-reversible doors with snap-in door gaskets
- 6" Casters, 2 with brakes
- Four (4) epoxy-coated steel wire shelves

OPTIONS & ACCESSORIES

- Stainless steel exterior with finished back
- Stainless steel interior
- Sneeze guard panel for dual side service
- Sneeze guard panel for single side service
- Foldable tray slides
- Door locks
- 3" Casters or 6" legs
- Low profile casters
- Shelf dividers
- Pan supports

REFRIGERATION SYSTEM

- Uses environmentally friendly, energy efficient R290 refrigerant, and meets all regulatory requirements for CARB, SNAP, DOE & more
- Adaptive defrost
- Epoxy coated evaporator coil
- Enhanced airflow maintains temperature between 36° to 38°F




Please verify qualifying units by visiting:
www.energystar.gov/cfs

3779 Champion Blvd., Winston-Salem, NC 27105
1-888-845-9800 Fax: 1-336-245-6453
Beverage-Air.com Sales@bevair.com



BEVERAGE-AIR®

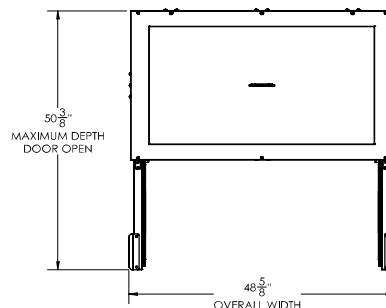
MODEL	SPE48HC-S
EXTERNAL DIMENSIONAL DATA	
Width Overall	48 5/8"
Depth Overall	30 1/8"
Height Overall with Casters	36 7/8"
Number of Doors	2
Depth with Door Open Extended	50 3/8"
Door Openings (in)	19 9/16" x 21 5/8"
Number of Shelves	4
INTERNAL DIMENSIONAL DATA	
NET Capacity (cubic ft.)	13.01
ELECTRICAL DATA	
Full Load Amperes	2.2
REFRIGERATION DATA	
Horsepower	1/6
Capacity (BTU/Hr)	1094
Heat Rejection (BTU/Hr)	1641
Charge (lbs/grams/ounces)	0.2425 / 110 / 3.9
SHIPPING DATA	
Gross Weight - Crated	334 lbs
Height - Crated	47"
Width - Crated	50"
Depth - Crated	33"

We reserve the right to change specifications and product design without notice. Such revisions do not entitle the buyer to corresponding changes, improvements, additions or replacements for previously purchased equipment. Dimensional tolerances +/- 1/4". Metric dimensions (MM).

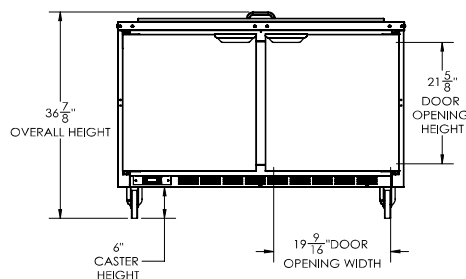
Salad Bar Model: SPE48HC-S

Model Views

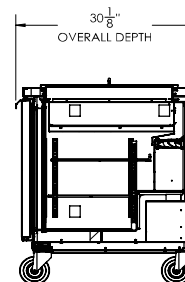
Required Clearance: 3" Bottom & 2" Rear



PLAN VIEW



ELEVATION VIEW



SIDE VIEW

ELECTRICAL CONNECTION



115/60/1
NEMA 5-15P

Unit pre-wired at factory and include 8' long cord and plug set.



3779 Champion Blvd., Winston-Salem, NC 27105 1-888-845-9800 Fax: 1-336-245-6453 Beverage-Air.com Sales@bevair.com

