

Metal Head™ Stub Out Elbow


Standard

Square O Strap

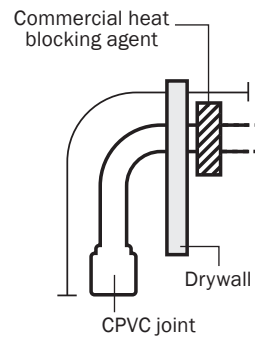
- Accepts sweat, push-fitting and compression stop valves
- Combines the easy installation of CPVC with the strength and versatility of copper
- Type L copper
- Square O Strap is crimped onto tube
- 1¼" radius bend for decreased turbulent flow and noise



630-C248



630-C248E




Use Caution When Soldering

Keep the following minimum distances between CPVC joints and solder joints:

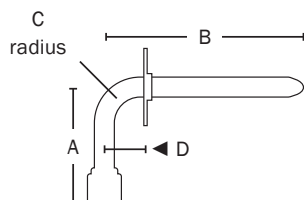
Tube Size	No Heat Blocker	With Heat Blocker
½" CTS	10"	6"
¾" CTS	10"	6"
1" CTS	18"	15"





Stub out elbows combine elbow and cap in one quick, easy stub out fitting.



Leakproof

Spin closed ends have **five** times the wall thickness of the copper tube. Each fitting is factory inspected.



Item No	Connection	Dimensions				Pkg	Min Qty	Case Qty
		A	B	C	D			
STANDARD								
 630-C248	½" CPVC socket	3½"	8"	1¼"	—	B	50	50
630-C248PK	½" CPVC socket	3½"	8"	1¼"	—	C*	10	10
630-C2412	½" CPVC socket	3½"	12	1¼"	—	B	50	50
 630-C287	½" CPVC socket	8"	7"	1¼"	—	B	50	50
 630-C348	¾" CPVC socket	6"	8"	1¾"	—	B	50	50
630-C3612	¾" CPVC socket	6"	12"	1¾"	—	B	25	25
630-C41110	1" CPVC socket	11"	10"	2"	—	B	25	25
WITH SQUARE O STRAP								
 630-C248E	½" CPVC socket	3½"	8"	1¼"	1¾"	B	25	25
630-C41110E	1" CPVC socket	11"	10"	2"	2¼"	B	10	10