

Performance Stages & Seated Risers

Includes 36"W and 48"W Stages, Stage Pies, & Stage Sets



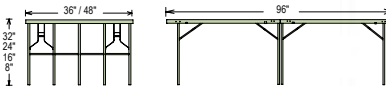
Surface can be Hardboard or Carpeted



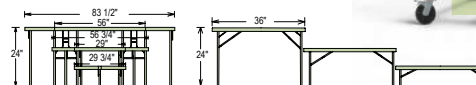
SPECS:

- Constructed with 3/4" solid plywood core.
- Available with carpet in choice of 4 colors or 1/8" thick tempered hardboard.
- 16-gauge, 1-13/16" high formed steel channel frame reinforced with 16-gauge steel angle welded to the inside of the channel.
- 14-gauge steel tubing capped at the point of floor contact with high impact plastic glides.
- Legs open and close using only one hand.
- Stages and risers equipped with drop-in couplings that allow units of same or different heights to be joined together.
- All ganging devices are permanently secured to each unit.
- Exceeds 200 lbs. per square foot load bearing capacity.
- Available in 36" and 48" widths and 96" length.
- Comes in 4 heights; 8", 16", 24" and 32".
- Skirting available for all stages in 2 styles; shirred pleat and box pleat.

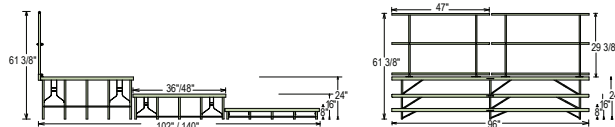
- Optional Stage Pies for semi-circle arrangements.
- 3 step heights available to connect to 16"H Stages and above.
- Optional Guardrails recommended for safety.
- Guardrails are 14-gauge.
- 10-year warranty.



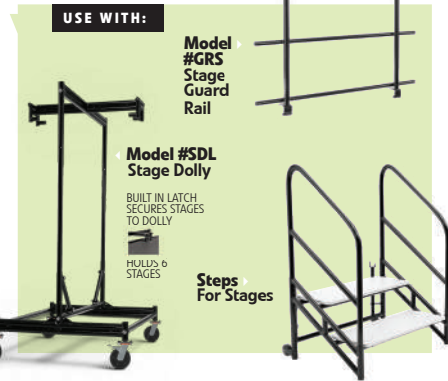
Stages



Stage Pie



Seated Riser



Surface Options




Skirting Options



The Right Surface Sets the Stage

Select the surface that delivers the strength, style, and performance your space demands.

Carpet



Material:


Commercial-grade carpet bonded to .75" Plywood Core.

When to Use:


Choose carpet when aesthetics and noise control are a priority. Ideal for indoor, low-impact environments.

Highlights:

- Soft and plush feel
- Excellent for acoustics and noise reduction
- Provides a traditional, professional appearance
- Available in four different colors



Hardboard



Material:

1/8" tempered hardboard bonded to .75" Plywood Core.

When to Use:

Choose hardboard when durability and simplicity are priorities, offering a reliable surface for general-purpose stage use.

Highlights:

- Smooth, consistent surface
- Simplistic, reliable solution
- Rigid and stable for dependable performance
- Classic option for everyday stage use



Polydeck



Material:

.05" Textured Black PP bonded to .72" Plywood Core, and .05" Glossy Black Poly backer.

When to Use:

Choose Polydeck when you need a rugged, textured surface that provides added grip and long lasting performance in demanding or high-traffic environments.

Highlights:

- Constructed with a durable polypropylene overlay on plywood core
- Textured "cracked ice" surface provides enhanced grip and traction
- Scratch- and scuff-resistant for long lasting appearance
- Designed for demanding, high-use environments



Back Guard Rail

For use with choral risers



Model #	Description
GRR24S	Back Guard Rails for 3 Level Straight Standing Choral Risers
GRR32S	Back Guard Rails for 4 Level Straight Standing Choral Risers
GRR24T	Back Guard Rails for 3 Level Tapered Standing Choral Risers
GRR32T	Back Guard Rails for 4 Level Tapered Standing Choral Risers
GRTPR3	Back Guard Rails for 3 Level TransPort Riser
GRTPR4	Back Guard Rails for 4 Level TransPort Riser

Side Guard Rail

For use with standing risers in 3 heights



Model #	Description
SGRTP3	Side Guard Rails for 3 Level TrasPort Riser
SGRTP4	Side Guard Rails for 4 Level TrasPort Riser
SGR2L	Side Guard Rails for 2 Level Standing Choral Risers
SGR3L	Side Guard Rails for 3 Level Standing Choral Risers
SGR4L	Side Guard Rails for 4 Level Standing Choral Risers

Chair Guard



Model #	Description
CG28	Chair Guard for SP368 Stage Pie
CG32	Chair Guard for Sides of 3'x8' Stages
CG37	Chair Guard for SP488 Stage Pie
CG44	Chair Guard for Sides of 4'x8' Stages
CG54	Chair Guard for SP3616 & SP4824 Stage Pie (2 EA. Needed for SP4824)
CG72	Chair Guard for SP4816 Stage Pie
CG81	Chair Guard for SP3624 Stage Pie
CG96	Chair Guard for Back of Stages (3'x8' & 4'x8')

Dolly

For use with stages & seated risers (Minimum 36" wifths)



Model #	Description
SDL	Stage Dolly for Use with 36"W or 48"W Stages



Steps

For stages in 3 heights



Model #	Description
STP16	Steps for 16"H Stages
STP24	Steps for 24"H Stages
STP32	Steps for 32"H Stages

Stage Guard Rail

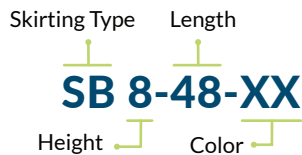
For use with stages



Model #	Description
STP16	Steps for 16"H Stages
STP24	Steps for 24"H Stages
STP32	Steps for 32"H Stages

Skirting Options

Model Number Configuration



Type



Box pleat skirting (SB)



Shirred pleat skirting (SS)

Color


Navy (04) | Green (06) | Burgundy (08) | Black (10)

Length

36" | 48" | 96"

Height

8" | 16" | 24" | 32"



See our Full Stage & Risers Overview Guide!

[Click Here!](#)

