

## 3-Person Floor Mount Stainless Steel Wash Station

### Model

56F0

### Product Specifications

Constructed from welded #16 gauge type 304 stainless steel. The front, bottom and back are formed from a single sheet with a rolled rim on front and sides. Exposed surfaces have a blended uniform satin finish.

Outside Dimensions	60" x 20" x 45" High
Inside Bowl Size	57" x 16-1/2" x 8" Deep
Back Splash Height	10"
Faucet Mounting Holes	7/8" Dia.
Drain Opening	2"
Finish	Satin
Strainer	1-1/2" Dia. Duo Basket Strainer



### Includes

- (1) Floor mount wash station
- (1) Leg assembly set
- (4) Washers and nuts for connecting sink to leg assembly set
- (1) Strainer assembly with basket

### Product Compliance

NSF/ANSI 2 Food Equipment



Part: \_\_\_\_\_ Quantity: \_\_\_\_\_

Project: \_\_\_\_\_

Contact: \_\_\_\_\_

Date: \_\_\_\_\_

Approval: \_\_\_\_\_

Notes:

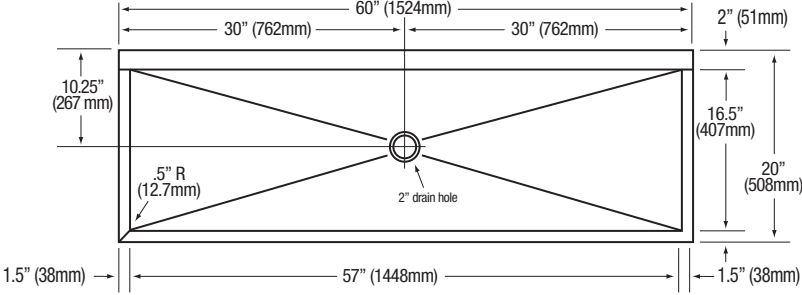
**WARNING:** Equipment that include faucets on this page may contain a chemical known to the State of California to cause cancer, birth defects or other reproductive harm.



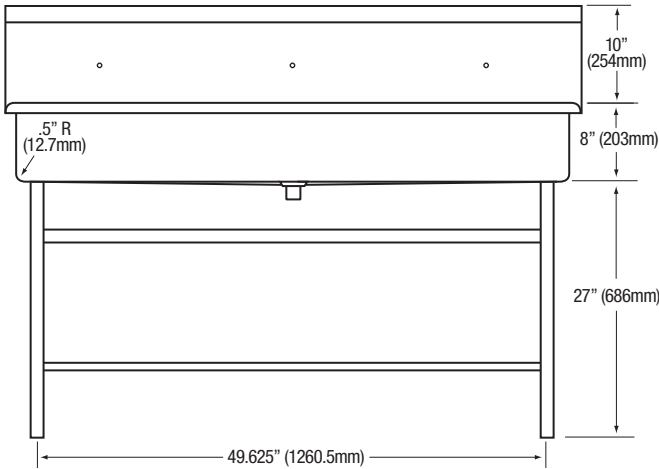
**COLUMBIA PRODUCTS**  
800.626.2117 • columbiasinks.com • info@columbiasinks.com

3-Person Floor Mount Stainless Steel Wash Station  
Model 56F0

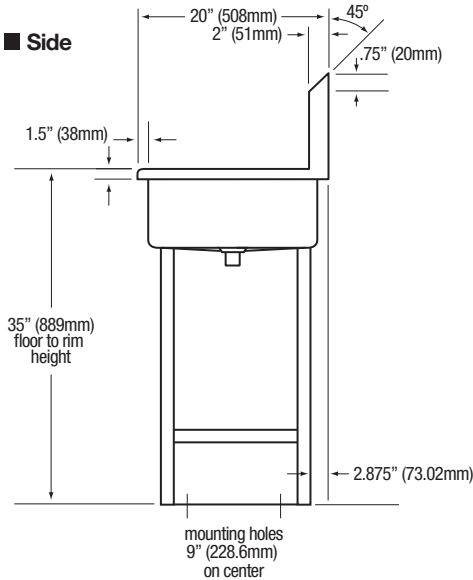
Top



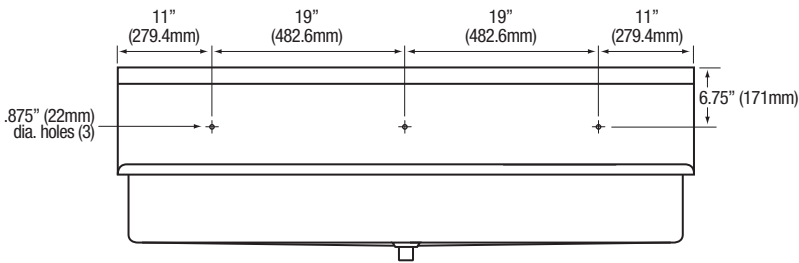
Front



Side



Hole Configurations



Floor Mounting Detail

