

Hands-Free Floor Mount Stainless Steel Meat Wash Sink

Model	Flow-Rate
512L	Standard 2.0 GPM
512L-0.5	Low-Flow 0.5 GPM

Product Specifications

Hands-Free operation is ideal for use in food service applications. Deep drawn from heavy duty 18-gauge type 304 stainless steel with large rounded corners. Exposed surfaces have an electropolished finish to enhance resistance to corrosion, reduce any bacterial growth and make for easier cleaning. Specially designed foot valves provide easy access to working parts without disconnecting mount or plumbing.

Outside Dimensions	21" x 20" x 41-1/2" High
Inside Bowl Size	19" x 16" x 10" Deep
Back Splash Height	9-1/2"
Water Activation	Double Foot Pedal Valve
Flow Rate	2 GPM
Inlet Connections	1/2" Male NPT
Drain Opening	2"
Finish	Electropolished
Strainer	1-1/2" Dia. Duo Basket Strainer

Includes

- (1) Sink bowl
- (1) Perforated false bottom
- (1) Pedestal base
- (1) Set of 6 mounting nuts to attach bowl to pedestal base
- (1) Double foot pedal valve (bottom mount) with 2 nuts
- (1) Swivel gooseneck spout with aerator
- (1) Connecting tubes for valve to spout connection
- (2) Fittings, brass, 0.375" male compression and 0.375" male NPT
- (1) Strainer assembly with basket

Product Compliance

NSF/ANSI 2 Food Equipment
NSF/ANSI 372 Low-Lead



Part: _____ Quantity: _____

Project: _____

Contact: _____

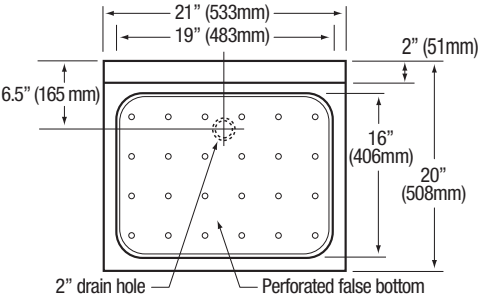
Date: _____

Approval: _____

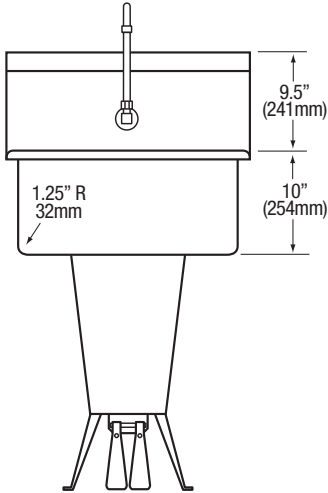
Notes:

Hands-Free Stainless Steel Floor Mount Sink
Models 512L and 512L-0.5

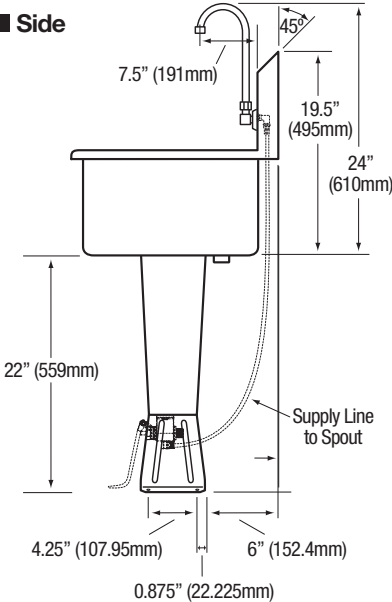
■ Top



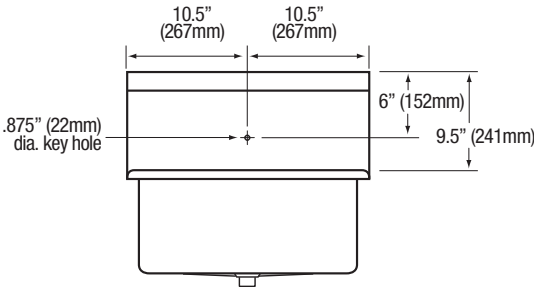
■ Front



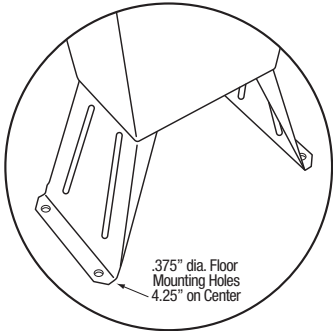
■ Side



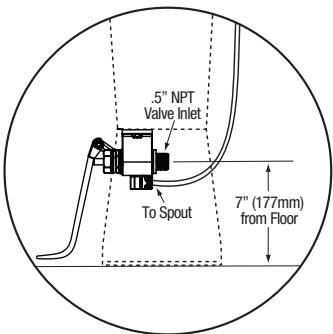
■ Hole Configuration



■ Floor Mounting Detail



■ Plumbing Detail



■ Supply Line Detail

