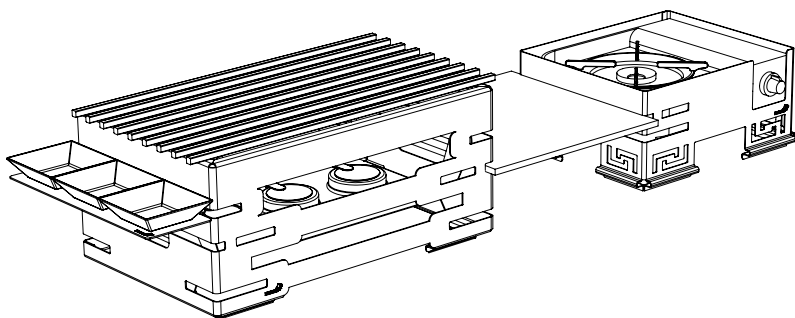


SPICE SHELF (SM215)



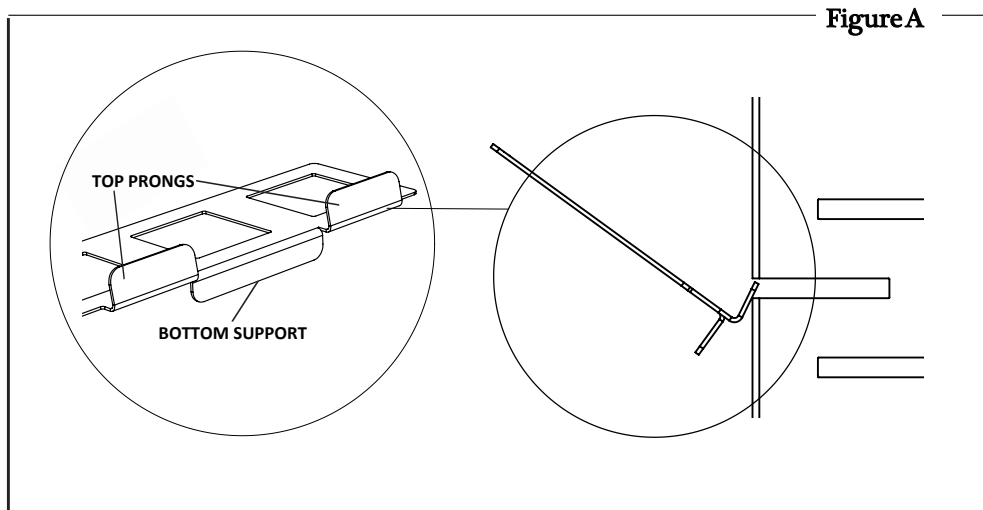
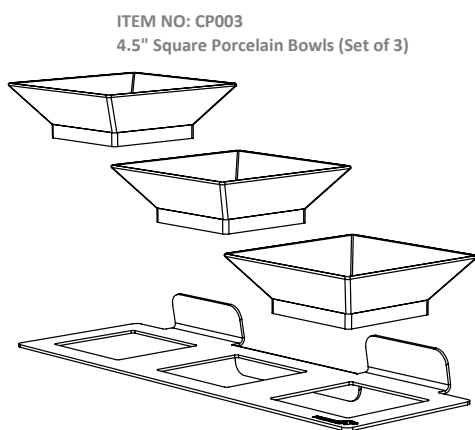
Get the best of both form and function! Expand your Rosseto® warmer system with a shelf especially made for the Multi-Chef™/Mini-Chef user. This highly durable piece comes with 3 small premium quality porcelain dishes.

Primarily used as an accessory, this piece was developed as a shelf for spices and dipping sauces for the foods served on the Rosseto® warmer.

INSTALLING YOUR SPICE SHELF

1. Hand wash your porcelain dishes before each use.
2. On an even, flat surface, place the Rosseto® Multi-Chef™/Mini-Chef that you want to install this piece onto.
3. Each Spice Shelf unit is made up of 4 pieces: 1 metal frame and 3 pieces of 4.5" square dishes. Install the metal frame to the riser first. Refer to Figure A for the correct configuration.
4. As also shown in Figure A, insert the top prongs of the metal frame first. Once both prongs are cleared, release it. The bottom support should rest flatly on the riser panel.
5. Once the metal frame is properly installed, gently place the porcelain dishes onto the allotted spaces.

TO DISASSEMBLE: Take the porcelain dishes off of the metal frame. Swing the frame upward, towards the riser, and smoothly pull away.



NEED ASSISTANCE?

Please contact customer support at (847)763-1215 and we'll be happy to assist with any assembly questions, comments or concerns.

ROSSETO® 3600 W. Pratt Avenue. Lincolnwood, IL 60712

Visit our website at: www.rosseto.com