



Regency ST-3072WS-R-316 30" x 72" 16 Gauge Stainless Steel Work Table with Sink - Sink on Right

#60ST3072R



Technical Data

Length	72 Inches
Width	30 Inches
Height	38 Inches
Spout Length	12 Inches
Bowl Depth	12 Inches
Backsplash Height	4 Inches
Faucet Height	4 7/8 Inches
Work Surface Height	34 Inches
Backsplash	With Backsplash
Bowl Front to Back	20 Inches

Features

- Durable 16 gauge type 304 stainless steel top
- 18 gauge type 430 stainless steel undershelf and hat channels
- Features a 12" deep stainless steel sink with a deck mounted faucet
- Convenient 4" backsplash protects posterior wall
- Stainless steel legs and sockets for maximum support; adjustable bullet feet

Certifications



NSF Certified



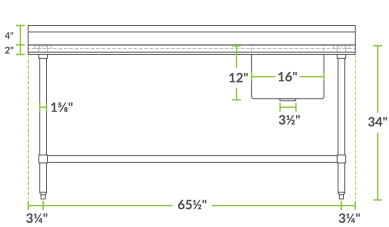
1/2" Water Connection

Technical Data

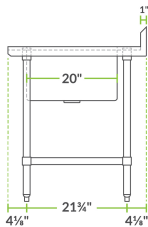
Base Style	Table with Sink Undershelf
Bowl Left to Right	16 Inches
Faucet Centers	4 Inches
Features	Customizable Height NSF Certified Sink With Undershelf
Flow Rate	2 GPM
Gauge	16 Gauge
Leg Construction	Stainless Steel
Number of Legs	4 Legs
Size	30" x 72"
Spout Clearance	2 11/16 Inches
Spout Type	Swing
Stainless Steel Type	Type 304
Table Style	Undershelf
Tabletop Material	Stainless Steel
Top Capacity	540 lb.
Type	Work Tables with Sink
Undershelf Capacity	410 lb.
Undershelf Construction	Stainless Steel
Usage	Standard Duty
Water Inlet Size	1/2 Inches

Plan View

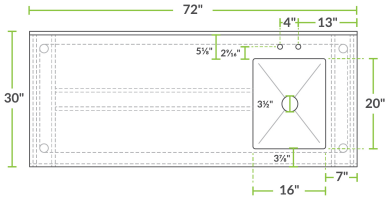
FRONT



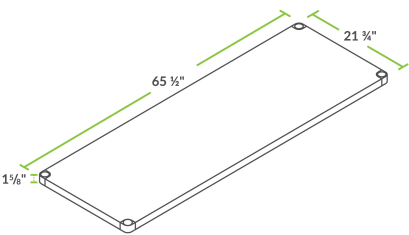
SIDE



TOP



SHELF




Notes & Details

Complete your commercial kitchen's prep area with this Regency 30" x 72" stainless steel work table with sink! Combining an easy-to-clean, 16 gauge type 304 stainless steel top with a 12" deep sink, this unit is designed to streamline your workflow for maximum efficiency and convenience. Not only does this unit provide plenty of room on its work surface, but it also offers an 18 gauge type 430 stainless steel undershelf secured with aluminum die cast clamps to supply storage space for keeping scales, cutting boards, food storage boxes, and other kitchen appliances within easy reach.

With its integrated 16" x 20" sink, this unit allows you to easily rinse ingredients as you are completing other tasks on the table's work surface. Its 12" deck mounted swing faucet with 4" centers provides excellent clearance, and the included 3 1/2" drain basket has a 1.5" IPS Drain connection and helps collect excess waste particles to eliminate the possibility of clogging. Plus, a 4" backsplash protects your walls from splashes and spills while also preventing items from falling behind the table.

For unparalleled stability, this work table features stainless steel bullet feet and leg sockets that allow you to place the table on uneven floors. Plus, the unit is supported by stainless steel legs and hat channels, providing a solid foundation and long-lasting reliability.

 **WARNING:** This product can expose you to chemicals including Lead and Nickel, which are known to the State of California to cause cancer and birth defects or other reproductive harm. For more information, go to www.p65warnings.ca.gov.