

**REGENCY**  
Tables and Sinks

## Regency 30" x 72" 16 Gauge Stainless Steel Work Table with Sink and Undershef - Sink on Left

#60ST3072LZ



### Technical Data

Length	72 Inches
Width	30 Inches
Height	38 Inches
Bowl Depth	12 Inches
Adjustable Height	Fixed
Backsplash Height	4 Inches
Work Surface Height	34 Inches
Assembly Options	Assembly Required
Backsplash	With Backsplash
Bowl Front to Back	20 Inches

### Features

- Durable 16 gauge type 304 stainless steel top
- 18 gauge type 430 stainless steel undershef and hat channels
- Features a 12" deep stainless steel sink
- Convenient 4" backsplash protects posterior wall
- Stainless steel legs and sockets for maximum support

### Certifications



NSF Certified



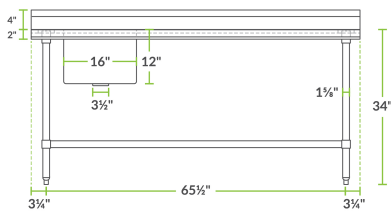
1/2" Water Connection

## Technical Data

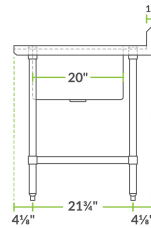
Bowl Left to Right	16 Inches
Configuration	Straight
Features	NSF Certified Sink
Gauge	16 Gauge
Leg Construction	Stainless Steel
Number of Legs	4 Legs
Sink Location	Sink on Left
Stainless Steel Type	Type 304
Table Style	Undershelf
Tabletop Material	Stainless Steel
Top Capacity	540 lb.
Type	Work Tables with Sink
Undershelf Capacity	410 lb.
Undershelf Construction	Stainless Steel
Usage	Standard Duty
Water Inlet Size	1/2 Inches

## Plan View

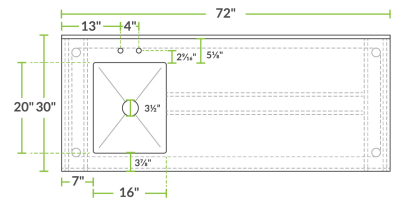
FRONT



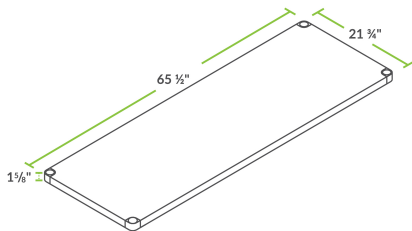
SIDE



TOP



SHELF




## Notes & Details

Complete your commercial kitchen's prep area with this Regency 30" x 72" stainless steel work table with sink! This Regency work table with sink features a type 304 stainless steel construction, which offers greater durability and corrosion resistance than type 430 stainless steel options, making it the ideal choice for your kitchen! With its integrated 16" x 20" sink on the left side of your unit, this table allows you to easily rinse ingredients as you are completing other tasks on the table's large work surface. Plus, its undershelf offers a convenient storage solution so you can keep everything you need close at hand for a streamlined operation.

With a 16 gauge type 304 stainless steel top, this work table offers superior corrosion resistance and durability and the ability to hold up to 540 lb. Plus, the stainless steel material is easy to maintain and can be wiped clean at the end of the day. With its 12" deep sink, this unit makes kitchen duties like food prep and dishwashing a breeze! The sink features two holes punched on 4" centers for a deck-mounted faucet (sold separately), and the included 3 1/2" drain basket has a 1 1/2" IPS drain connection and helps collect excess waste particles to eliminate the possibility of clogging. It has an 18 gauge type 430 stainless steel undershelf for additional storage with a capacity of 410 lb.

A 4" backsplash protects your walls from splashes and spills while also preventing items from falling behind the table. Supported by stainless steel legs, hat channels, and sockets, this unit provides a solid foundation and long-lasting reliability. Attached to the legs are adjustable stainless steel bullet feet to ensure leveling and stability on uneven floors. The included strainer basket helps collect excess waste particles in the sink to eliminate the possibility of clogging.

 **WARNING:** This product can expose you to chemicals including lead, which are known to the State of California to cause cancer and birth defects or other reproductive harm. For more information, go to [www.p65warnings.ca.gov](http://www.p65warnings.ca.gov).