

REGENCY
Tables and Sinks

Regency 17" x 15" Wall Mounted Hand Sink with Waterloo Hands-Free Sensor Faucet

#600HS17EFW



Technical Data

Length	17 Inches
Width	15 Inches
Height	13 1/2 Inches
Spout Length	6 3/16 Inches
Bowl Depth	5 Inches
Faucet Height	11 1/8 Inches
Bowl Front to Back	10 Inches
Bowl Left to Right	14 Inches
Faucet Centers	Single
Flow Rate	2.2 GPM

Features

- 11 1/8" electronic gooseneck faucet, 2.2 GPM flow rate
- 20 gauge type 304 stainless steel construction
- Splash-mounted design
- Includes 1 1/2" IPS drain basket, spout, solenoids, and all mounting hardware
- AC adapter included

Certifications



1-15P



NSF Listed



Hands-Free/Touchless



1/2" Water Connection

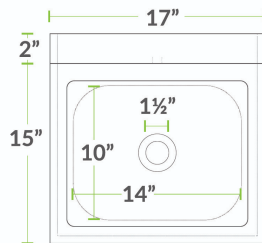
Technical Data

Features	Electronic Faucet Faucet Included Flex Inlets Included Hands Free NSF Listed
Gauge	20 Gauge
Installation Type	Wall Mounted
Material	Stainless Steel
Maximum Water Temperature	194 Degrees F
Number of Compartments	1 Compartment
Number of Faucets	1 Faucets
Plug Type	NEMA 1-15P
Spout Clearance	6 5/8 Inches
Spout Type	Gooseneck
Stainless Steel Type	Type 304
Type	Hand Sinks
Water Inlet Size	1/2 Inches

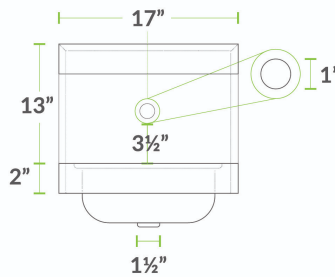
Plan View

600HS17EFW

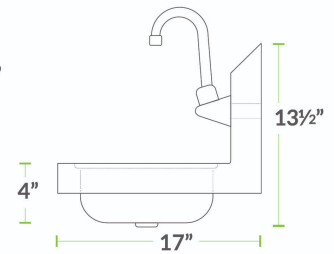
TOP



FRONT



SIDE



Notes & Details

Ensure that your commercial kitchen, janitorial closet, and other areas have a designated hand washing station with this Regency wall mounted hand sink with Waterloo hands-free sensor faucet! This durable 20-gauge, type 304 stainless steel sink has a 10" x 14" x 5" compartment, while your walls are protected from water by the 8" high backsplash that features an included Waterloo wall-mounted, hands-free sensor faucet. The compact design allows the sink to fit in tight spaces and securely attach to the wall or a surface to open up floor space for other uses. A 1 1/2" IPS basket drain is included, and the unit is easily mounted with the included 18-gauge, type 304 stainless steel clips.

The Waterloo hands-free sensor faucet is the perfect solution when you need a dependable water fixture for your facility's hand-washing areas! It features an 6 3/16" high gooseneck spout on a single hole base to provide a contemporary and refined look. Because a sensor activates the water flow, it has several advantages over a traditional handle-style faucet. It is hands-free, which reduces the opportunity for germs to spread, and it also prevents the faucet from running when it's not needed, which helps to cut down on your water bill.

An AC adapter is included to provide power for the faucet's control module, which installs below the countertop and connects to the faucet with an elbow and a 30" flexible supply line. Or, you can also use (4) AA batteries if an outlet isn't convenient, and to provide backup power in case of an outage. A mixing valve also allows you to easily set the output temperature to the desired level. This prevents burned hands from water that is too hot, while still ensuring that the water is warm enough for users to effectively wash their hands. A pair of 18" flexible stainless steel connectors with 1/2" NPSM female x 3/8" female compression fittings connect the mixing valve to your building's water lines.

 **WARNING:** This product can expose you to chemicals including lead, which are known to the State of California to cause cancer, birth defects, or other reproductive harm. For more information, go to www.p65warnings.ca.gov.