





Regency EB-1472 14" x 72" NSF Black Epoxy Wire Shelf
#460EB1472



Technical Data

Length	72 Inches
Width	14 Inches
Capacity	450 lb.
Color	Black
Component Type	Shelves
Features	NSF Certified Rust-Resistant
Finish	Black Epoxy
Material	Epoxy-Coated Steel

Features

- Suitable for moist/humid environments
- Includes 4 pairs of split sleeves
- Built to accommodate up to 450 lb. of evenly distributed weight
- High-quality, commercial-grade construction
- Classic style ideal for retail use

Certifications

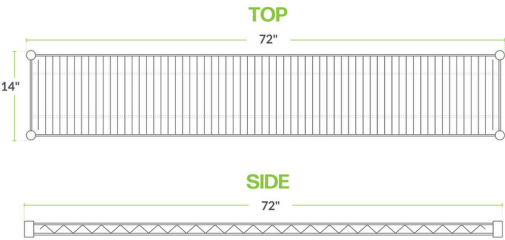


NSF Certified

Technical Data

Style	Vented
Type	Components Shelves
Usage	All Environments Dry Environments Front of House Garage Moist Environments Retail Stock Rooms Warehouse

Plan View



Notes & Details

This 14" x 72" black epoxy coated wire shelf is ideal for use in a wide array of applications. Its sleek black color and simple, classic design make it a great choice for use in retail environments and dry storage, while the epoxy coating is great for use in all environments including refrigerators, freezers, and ware washing areas. When combined with additional shelves, posts, and accessories (sold separately) this Regency shelf is capable of holding up to an impressive 450 lb. of evenly distributed weight. This shelf is fully adjustable to accommodate products or equipment of varying shapes and sizes.

This shelf is constructed of durable zinc plated metal with a black epoxy coating for maximum longevity. The classic black style of this shelf makes it an excellent option for retail use in your grocery store or farmer's market. The open design of this shelf coupled with the ability to move it to different heights facilitates ventilation and maximizes air flow between and around products. Plus, its high-quality design is commercial grade and delivers the reliable performance every business expects and needs.

This shelf comes with 4 pairs of split sleeves for quick and easy setup and installation. To assemble, simply snap 2 split sleeves around each wire post at one of the incrementally notched lines. After you snap the split sleeves on, fit the shelf down over each post to hold it in place.