





Regency 36" x 48" NSF Green Epoxy Wire Shelf

#460EG3648



Technical Data

Length	48 Inches
Width	36 Inches
Capacity	600 lb.
Color	Green
Component Type	Shelves
Features	NSF Certified Rust-Resistant
Finish	Green Epoxy
Material	Epoxy-Coated Steel

Features

- Good for use in moist / humid environments
- Includes 4 pairs of split sleeves
- Built to accommodate 600 lb. of evenly distributed weight
- High-quality, commercial-grade construction
- Protective green epoxy coating

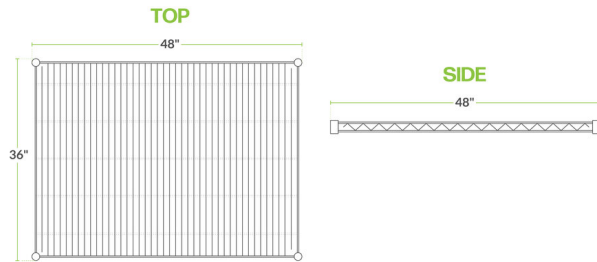
Certifications



Technical Data

Style	Vented
Type	Components Shelves
Usage	All Environments Dry Environments Kitchens Moist Environments Walk-Ins

Plan View



Notes & Details

Regency's 36" x 48" NSF green epoxy wire shelf is the perfect storage and display option for your restaurant or market. A 36" x 48" green epoxy wire shelf from Regency is designed to display and store products and equipment at your foodservice business or warehouse. This product's green epoxy coating also allows you to use it in dry storage and warewashing areas, in addition to walk-in refrigerators and freezers. You can also use this shelf to display products for front-of-house merchandising in your grocery store or farmer's market.

When combined with other Regency shelving materials, this wire shelf can hold up to 600 lb. of evenly-distributed weight. The high weight capacity helps the shelf accommodate business growth as storage needs evolve and product inventory expands. The commercial-grade shelf is constructed of durable zinc-plated metal for maximum longevity. As a result, it makes for a reliable, long-lasting storage solution perfect for business applications.

The sharp style of this shelf makes it an excellent option for retail use in your grocery store or farmer's market. Its sleek green color will also blend well with any design or decor. This shelf is fully adjustable to accommodate products or equipment of varying shapes and sizes. This product also offers the rigidity of solid metal but can easily be adjusted without tools or hardware. The open design of this shelf coupled with the ability to move it to different heights facilitates ventilation and maximizes air flow between and around products.

This shelf comes with 4 pairs of split sleeves for quick and easy setup and installation. To assemble, simply snap 2 split sleeves around each post at one of the incrementally notched lines. After you snap the split sleeves on, fit the shelf down over each post to hold it in place.