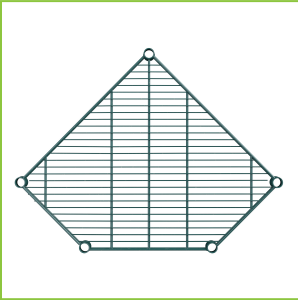





Regency 24" NSF Green Epoxy Wire Pentagon Corner Shelf
#460EG24COR



Technical Data

Length	24 Inches
Width	32 1/8 Inches
Capacity	600 lb.
Capacity (per Shelf)	600 lb.
Color	Green
Component Type	Corner Shelves Shelves
Features	NSF Listed
Finish	Green Epoxy
Material	Epoxy-Coated Metal

Features

- Adds valuable storage space to unused corners; capacity of 600 lb., evenly distributed
- Green epoxy finish is perfect for use in moist or humid environments
- Can be used as part of a new shelving system or added to an existing unit
- Easily adjustable up and down compatible posts with the included split sleeves
- Wire design promotes proper air flow around stored products; can be used with standard shelves

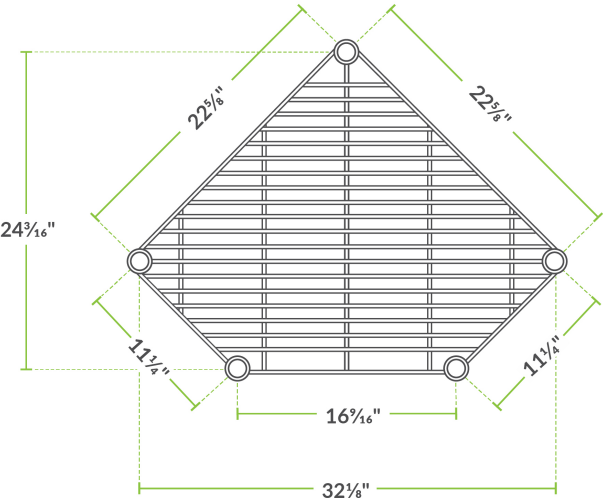
Certifications



Technical Data

Shape	Pentagon
Style	Adjustable Vented
Type	Components
Usage	All Environments Dry Environments Kitchens Moist Environments Walk-Ins

Plan View




Notes & Details

Make the most of your space with this Regency 24" deep NSF green epoxy wire pentagon corner shelf! Its unique pentagon shape is designed to fit into corners to utilize unused space in your establishment for ultimate efficiency. It is also designed to be used with standard shelves of the same depth for a seamless transition around corners to create a cohesive storage unit. It features one angled side that takes up less space than a traditional shelf so it fits into corners perfectly, without protruding. When combined with other Regency shelving, this shelf can hold up to 600 lb. of evenly-distributed weight. The high weight capacity helps the shelf accommodate business growth as storage needs evolve and product inventory expands.

For maximum versatility, the green epoxy coating on this shelving unit allows for use in either dry or moist environments, making the unit a commercial-grade, multipurpose investment that's sure to accommodate your ever-evolving needs. Featuring a durable, commercial grade construction, this shelf is built to withstand daily use in your establishment. With a wire construction, this shelf allows for proper air flow around the stored supplies, products, or ingredients. Plus, it's fully adjustable to accommodate products or equipment of varying shapes and sizes. This product also offers the rigidity of solid metal but can easily be adjusted without tools or hardware.

This shelf comes with 5 pairs of split sleeves for quick and easy setup and installation. To assemble, simply snap 2 split sleeves around each post at one of the incrementally notched lines. After you snap the split sleeves on, fit the shelf down over each post to hold it in place.

 **WARNING:** This product can expose you to chemicals including lead, which are known to the State of California to cause cancer and birth defects or other reproductive harm. For more information, go to www.p65warnings.ca.gov