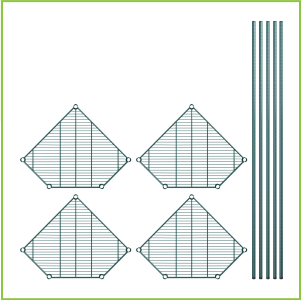
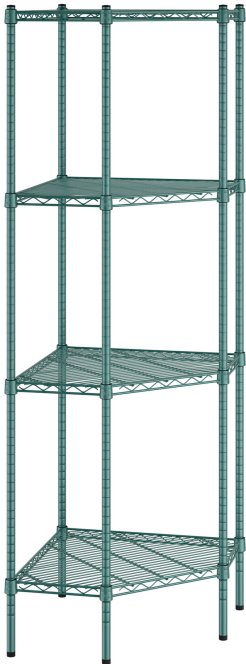




Regency 24" NSF Green Epoxy Wire Pentagon Corner 4-Shelf Kit with 74" Posts

#460EG24CKT



Technical Data

Length	24 Inches
Width	32 1/8 Inches
Height	74 Inches
Post Diameter	1 Inch
Assembly Options	Assembly Required
Capacity	2400 lb.
Capacity (per Shelf)	600 lb.
Casters	Without Casters
Color	Green
Features	NSF Listed

Features

- Adds valuable storage space to unused corners; (4) 24" shelves accommodate up to 600 lb. each
- (5) 74" stationary posts allow for shelves to be adjusted; foot included and required for use
- Green epoxy finish is perfect for use in moist or humid environments
- Includes 20 pairs of split sleeves for easy adjustability
- Wire design promotes proper air flow around stored products; can be used with standard shelves

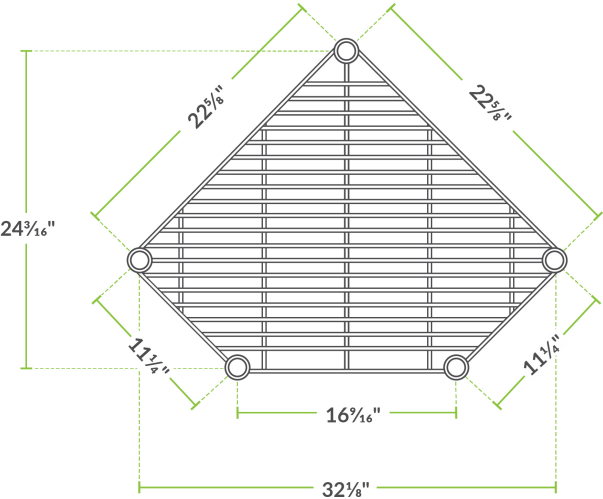
Certifications



Technical Data

Finish	Epoxy
Material	Epoxy-Coated Metal
Number of Shelves	4 Shelves
Shape	Pentagon
Style	Adjustable Stationary Vented
Type	Corner Shelving Kits Shelving Kits
Usage	All Environments Dry Environments Kitchens Moist Environments Walk-Ins

Plan View



Notes & Details

Make the most of your space with this Regency 24" deep NSF green epoxy wire pentagon corner 4-shelf kit with 74" posts. This unique pentagon-shaped kit is a great way to increase storage capacity by utilizing space that would otherwise be left empty. It comes with (5) 74" posts and 4 shelves with a 24" depth on either side for easy positioning against corner walls. The shelves also feature one angled front side that takes up less space than a traditional shelf, so it fits corners perfectly without protruding. This kit can also be used with standard shelves of a similar size to create a cohesive storage unit within your facility. Incredibly easy to install, this kit can be quickly assembled once it arrives so that you can begin using it immediately!

For maximum versatility, the green epoxy coating on this shelving unit allows for use in either dry or moist environments, making the unit a commercial-grade, multipurpose investment that's sure to accommodate your ever-evolving needs. Each shelf features a wire construction, which allows for proper air flow around the stored supplies, products, or ingredients. Plus, these shelves are adjustable using the 20 included split sleeves, and each post includes a foot that is required for proper installation. Each shelf accommodates up to 600 lb. of weight, making it ideal for storing bulk heavy supplies. The high weight capacity helps the shelf accommodate business growth as storage needs evolve and product inventory expands.