





Regency 36" x 54" NSF Chrome Wire Shelf  
#460EC3654



Technical Data

Length	54 Inches
Width	36 Inches
Capacity	600 lb.
Color	Silver
Component Type	Shelves
Features	NSF Listed Rust-Resistant
Finish	Chrome
Material	Steel
Style	Vented

Features

- Recommended for use in dry environments
- Includes 4 pairs of split sleeves
- Built to accommodate 600 lb. of evenly distributed weight
- High-quality, commercial-grade construction

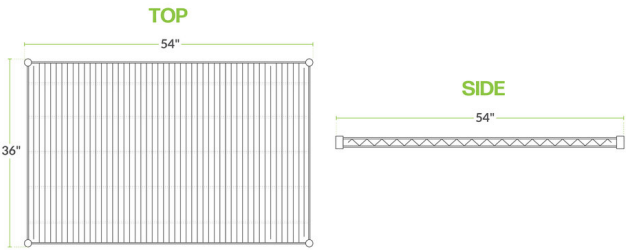
Certifications



Technical Data

Type	Components Shelves
Usage	Dry Environments Front of House Garage Kitchens Retail Stock Rooms Warehouse

Plan View




Notes & Details

Regency's 36" x 54" NSF chrome wire shelf is the perfect storage and display option for your restaurant or market. A 36" x 54" chrome wire shelf from Regency is designed to display and store products and equipment at your foodservice business or warehouse. You can also use this shelf to display products for front-of-house merchandising in your grocery store or farmer's market.

When combined with other Regency shelving materials, this wire shelf can hold up to 600 lb. of evenly-distributed weight. The high weight capacity helps the shelf accommodate business growth as storage needs evolve and product inventory expands. The commercial-grade shelf is constructed of durable chrome-plated metal for maximum longevity. As a result, it makes for a reliable, long-lasting storage solution perfect for business applications.

The sharp style of this shelf makes it an excellent option for retail use in your grocery store or farmer's market. Its sleek color will also blend well with any design or decor. This shelf is fully adjustable to accommodate products or equipment of varying shapes and sizes. This product also offers the rigidity of solid metal but can easily be adjusted without tools or hardware. The open design of this shelf coupled with the ability to move it to different heights facilitates ventilation and maximizes air flow between and around products.

This shelf comes with 4 pairs of split sleeves for quick and easy setup and installation. To assemble, simply snap 2 split sleeves around each post at one of the incrementally notched lines. After you snap the split sleeves on, fit the shelf down over each post to hold it in place.

 **WARNING:** This product can expose you to chemicals including lead, which are known to the State of California to cause cancer and birth defects or other reproductive harm. For more information, go to [www.p65warnings.ca.gov](http://www.p65warnings.ca.gov)