
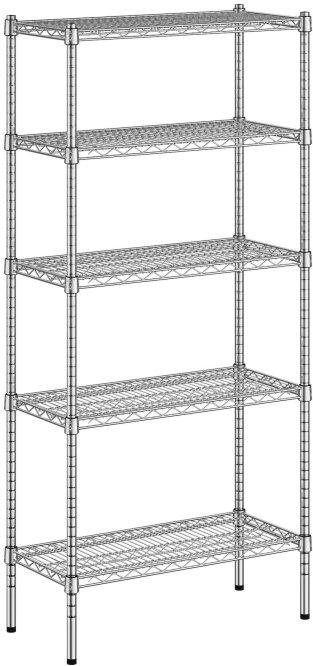




Regency 14" x 30" x 64" NSF Chrome Wire 5-Shelf Kit
#460EC1430K65



Technical Data

| | |
|----------------------|-------------------|
| Length | 30 Inches |
| Width | 14 Inches |
| Height | 64 Inches |
| Post Diameter | 1 Inch |
| Assembly Options | Assembly Required |
| Capacity | 3000 lb. |
| Capacity (per Shelf) | 600 lb. |
| Casters | Without Casters |
| Color | Silver |
| Finish | Chrome |

Features

- Chrome finish is perfect for storage or office use; best suited for dry environments
- (5) 14" x 30" shelves each accommodate up to 600 lb. of evenly distributed weight
- (4) 64" stationary posts allow for shelves to be adjusted; foot included and required for use
- Includes a set of 20 split sleeves
- Wire design promotes proper air flow around stored products

Certifications




Technical Data

| | |
|-------------------|--|
| Material | Steel |
| Number of Shelves | 5 Shelves |
| Style | Adjustable Stationary Vented |
| Type | Shelving Kits |
| Usage | Dry Environments Front of House Garage Kitchens Retail Stock Rooms Warehouse |

Notes & Details

This Regency 14" x 30" NSF chrome shelf kit with 64" posts is ideal for organized storage in your establishment! Whether you operate a restaurant, warehouse, dining hall, supermarket, or other business, this shelf kit is a great product for you. This kit includes (5) 14" x 30" wire shelves and (4) 64" posts, providing you with everything you need to set up a sturdy shelving unit that can hold your canned goods, kitchen appliances, packaged foods, tools, and supplies. Plus, the unit's high-quality design is commercial grade and delivers the reliable performance every business expects and needs.

Each shelf features a wire construction, which allows for proper air flow around the stored supplies, products, or ingredients. They're adjustable, too; since the posts are marked in intervals and use a split sleeve system of assembly, the shelves are easy to move higher or lower along the posts. This is especially great for expanding businesses that may not have finalized their product offerings. A set of 20 split sleeves is provided, and each shelf accommodates up to 600 lb. of weight. Likewise, a foot is provided for each post and must be used for proper installation. The shelving unit requires assembly.

 **WARNING:** This product can expose you to chemicals including lead, which are known to the State of California to cause cancer and birth defects or other reproductive harm. For more information, go to www.p65warnings.ca.gov.