

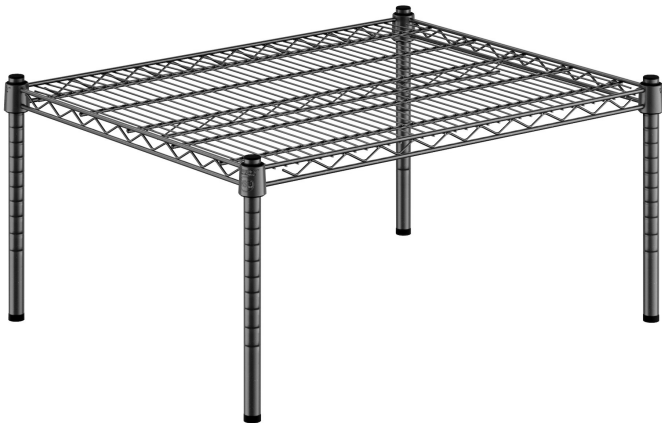




Regency 24" x 30" NSF Black Epoxy Dunnage Shelf with 14" Posts

#460EB2430D11



Technical Data

Length	30 Inches
Width	24 Inches
Height	14 Inches
Post Diameter	1 Inch
Assembly Options	Assembly Required
Capacity	600 lb.
Capacity (per Shelf)	600 lb.
Casters	Without Casters
Color	Black
Finish	Epoxy

Features

- Epoxy coating resists corrosion in moist / humid environments for long-lasting use
- 24" x 30" shelf accommodates up to 600 lb. of evenly distributed weight
- (4) 14" stationary posts allow for shelf to be adjusted; foot included and required for use
- Includes 4 pairs of split sleeves
- Wire design promotes proper air flow around stored products

Certifications



Technical Data

Material	Epoxy-Coated Steel
Number of Shelves	1 Shelf
Rack Style	Stationary
Style	Vented
Type	Dunnage Racks Racks
Usage	All Environments Dry Environments Front of House Garage Moist Environments Retail Stock Rooms Warehouse

Notes & Details

Keep your storage area organized with this Regency 24" x 30" NSF black epoxy dunnage shelf. This kit includes a 24" x 30" wire shelf and (4) 14" posts, which allows you to create a convenient storage solution for your restaurant, hotel, bar, warehouse, or garage. For maximum versatility, the durable zinc plated metal with a black epoxy coating allows for use in either dry or moist environments, making the unit a multipurpose investment that's sure to accommodate your ever-evolving needs. Plus, the unit's high-quality design is commercial grade and delivers the reliable performance every business expects and needs.

This kit boasts an attractive wire construction that works well in front-of-house merchandising as well as display spaces in your boutique, market, or other business venue. It also allows for proper air flow around store supplies, products, or ingredients. Plus, since the posts are marked in regularly-spaced intervals and use a split sleeve system of assembly, the shelf is easy to move higher or lower depending on your organizational needs. 4 pairs of split sleeves are provided for the shelf, which can accommodate an impressive 600 lb. of evenly distributed weight. Likewise, a foot is provided for each post and must be used for proper installation. The shelving unit requires assembly.

 **WARNING:** This product can expose you to chemicals including lead, which are known to the State of California to cause cancer and birth defects or other reproductive harm. For more information, go to www.p65warnings.ca.gov.