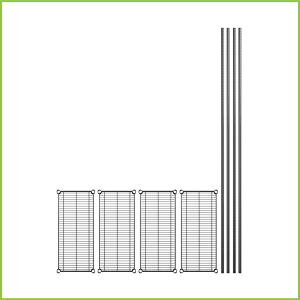
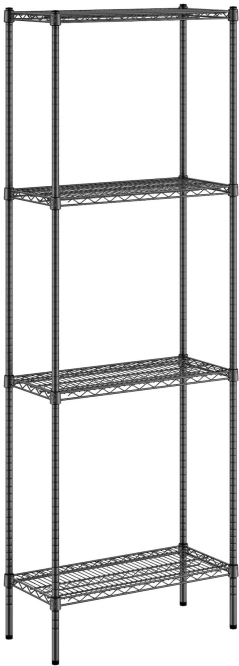




Regency 14" x 30" NSF Black Epoxy 4-Shelf Kit with 86" Posts
#460EB1430K84



Technical Data

Length	30 Inches
Width	14 Inches
Height	86 Inches
Post Diameter	1 Inch
Assembly Options	Assembly Required
Capacity	2400 lb.
Capacity (per Shelf)	600 lb.
Color	Black
Finish	Epoxy
Number of Shelves	4 Shelves

Features

- Epoxy coating resists corrosion in moist / humid environments for long-lasting use
- (4) 14" x 30 shelves accommodate up to 600 lb. of evenly distributed weight
- (4) 86" stationary posts allow for shelves to be adjusted; foot included and required for use
- Includes 16 pairs of split sleeves
- Wire design promotes proper air flow around stored products

Certifications




Technical Data

Material	Epoxy-Coated Steel
Style	Stationary Vented
Type	Shelving Kits
Usage	All Environments Dry Environments Front of House Garage Moist Environments Retail Stock Rooms Warehouse

Notes & Details

Keep your storage area organized with this Regency 14" x 30" NSF black epoxy 4-shelf kit with 86" posts. This kit includes (4) 14" x 30" wire shelves and (4) 86" posts, which allows you to create a convenient storage solution for your restaurant, hotel, bar, warehouse, or garage. For maximum versatility, the durable zinc plated metal with a black epoxy coating allows for use in either dry or moist environments, making the unit a multipurpose investment that's sure to accommodate your ever-evolving needs. Plus, the unit's high-quality design is commercial grade and delivers the reliable performance every business expects and needs.

This kit boasts an attractive wire construction that works well in front-of-house merchandising as well as display spaces in your boutique, market, or other business venue. It also allows for proper air flow around stored supplies, products, or ingredients. Plus, since the posts are marked in regularly-spaced intervals and use a split sleeve system of assembly, the shelves are easy to move higher or lower depending on organizational needs. A set of 4 split sleeves is provided for each shelf, which can accommodate an impressive 600 lb. of evenly distributed weight. Likewise, a foot is provided for each post and must be used for proper installation. The shelving unit requires assembly.

 **WARNING:** This product can expose you to chemicals including lead, which are known to the State of California to cause cancer and birth defects or other reproductive harm. For more information, go to www.p65warnings.ca.gov.