






Regency 30" x 72" NSF Black Epoxy 3-Shelf Kit with 34" Posts

#460B3072K33



Technical Data

Length	72 Inches
Width	30 Inches
Height	34 Inches
Post Diameter	1 Inch
Assembly Options	Assembly Required
Capacity	1800 lb.
Capacity (per Shelf)	600 lb.
Casters	Without Casters
Color	Black
Finish	Black Epoxy

Features

- Epoxy coating resists corrosion for long-lasting use; suitable for humid/moist environments
- (3) 30" x 72" shelves accommodate up to 600 lb. each
- (4) 34" stationary posts allow for shelves to be adjusted; foot included and required for use
- Includes 12 pairs of split sleeves
- Wire design promotes proper air flow around stored products

Certifications



Technical Data

Material	Epoxy-Coated
Number of Shelves	3 Shelves
Style	Adjustable Stationary Vented
Type	Shelving Kits
Usage	All Environments Dry Environments Front of House Garage Moist Environments Retail Stock Rooms Warehouse

Notes & Details

Keep your storage area organized with the Regency 30" x 72" NSF black epoxy 3-shelf starter kit! This kit includes (3) 30" x 72" wire shelves and (4) 34" posts, which allow you to create a convenient storage solution for your janitorial closet, retail store, warehouse, walk-in cooler, or office space. For maximum versatility, the black epoxy coating allows for use in either dry or moist environments, making the unit a multipurpose investment that's sure to accommodate your ever-evolving needs. Plus, because the coating is black, it's subtle and professional, perfect for office settings or for merchandising applications and front-of-house sales. This unit's high-quality design is commercial grade and delivers the reliable performance every business expects and needs.

Each shelf features a wire construction, which allows for proper air flow around the stored supplies, products, or ingredients. Since the posts are marked in intervals and use a split sleeve system of assembly, the shelves are easy to move higher or lower along the posts. This is especially great for expanding businesses that may not have finalized their product offerings. Each shelf accommodates up to 600 lb. of weight, and 12 pairs of split sleeves are included. Likewise, a foot is provided for each post and must be used for proper installation. The shelving unit requires assembly.

 **WARNING:** This product can expose you to chemicals including lead, which are known to the State of California to cause cancer and birth defects or other reproductive harm. For more information, go to www.p65warnings.ca.gov.