



Regency 1.07 GPM Pre-Rinse Spray Valve  
#600PRSV107




Technical Data


Length	8 1/8 Inches
Features	NSF Listed
Flow Rate	1.07 GPM
Inlet	3/4"-14 UNS Inlet
Type	Spray Valves
Water Inlet Size	3/4 Inches


Features

- 1.07 GPM flow rate
- Heavy-duty construction
- Fits all Regency pre-rinse units
- Ergonomic squeeze handle with hold-down ring
- 3/4"-14 UNS inlet

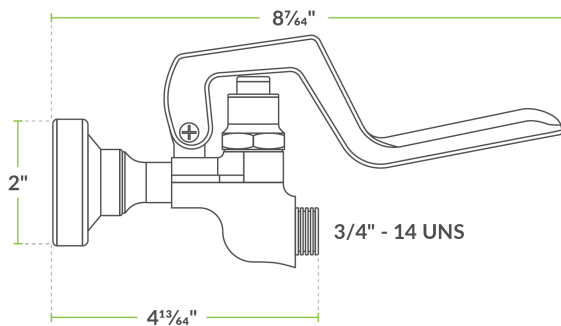
Certifications

 CSA, US and Canada

 3/4" Water Connection

 NSF Listed

## Plan View



## Notes & Details

This Regency 1.07 GPM pre-rinse spray valve is an excellent choice when you need to replace a broken valve or upgrade an old one! Designed to provide the industry-leading quality you expect, this spray valve has a heavy-duty body with metal construction to prevent leaks and keep up with even fast-paced dishrooms. It boasts a 1.07 GPM flow rate to blast away heavy food deposits and ensure that glassware and dinnerware come out of the dishwasher clean and ready to use. It comes with a hold-down ring so that you can lock the valve into the on position for constant use, and its universal design with 3/4"-14 UNS inlet also allows it to be used on all Regency pre-rinse units.

**⚠ WARNING:** This product can expose you to chemicals including lead, which are known to the State of California to cause cancer and birth defects or other reproductive harm. For more information, go to [www.p65warnings.ca.gov](http://www.p65warnings.ca.gov).