



# BEVERAGE-AIR®

PROJECT: \_\_\_\_\_  
 ITEM # \_\_\_\_\_ QTY: \_\_\_\_\_  
 MODEL # \_\_\_\_\_  
 AIA # \_\_\_\_\_ SIS # \_\_\_\_\_  
 APPROVED: \_\_\_\_\_

## VISTA® BOTTOM MOUNT REACH-IN REFRIGERATOR

### Model: RB12HC-1S

SOLID DOORS



## 7 YEAR WARRANTY Parts, Labor, and Compressor

### CABINET CONSTRUCTION

- Stainless steel front and door, gray painted sides
- Gray painted aluminum interior
- Full electronic control
- LED lighting
- Self-closing door with 120° stay-open feature, on spring-loaded hinges
- One-piece grille allow easy removal/installation for preventative maintenance
- Four (4) heavy duty epoxy coated wire shelves standard
- 6" Casters standard with (2) brakes



### OPTIONS & ACCESSORIES

- Epoxy shelves
- Shelf clips
- 3" Casters or 6" legs
- Remote option\* (see note on back page)

### REFRIGERATION SYSTEM

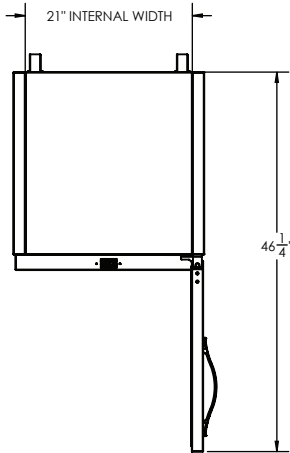
- Uses environmentally friendly, energy efficient R290 refrigerant, and meets all regulatory requirements for CARB, SNAP, DOE & more
- Adaptive defrost
- Epoxy coated evaporator coil
- Maintains product temperatures between 36°-38°F



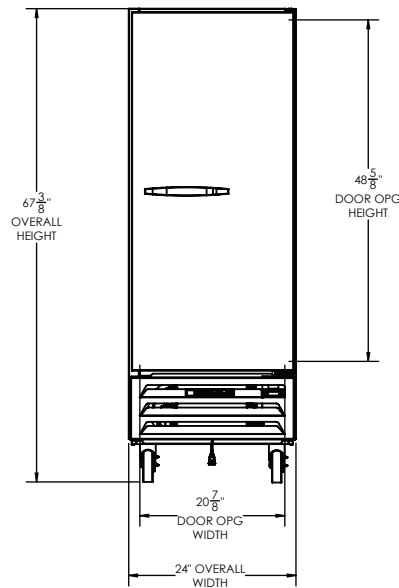
# BEVERAGE-AIR®

## Vista® Bottom Mount Refrigerator Model: RB12HC-1S

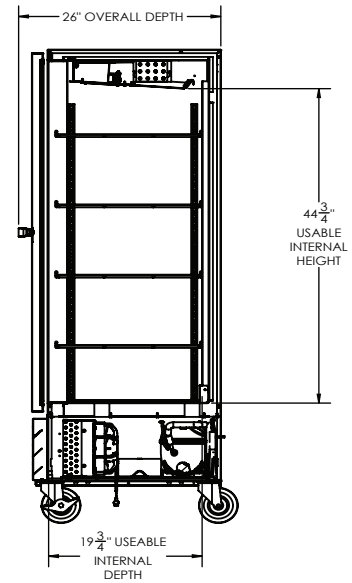
PLAN VIEW



ELEVATION VIEW



SIDE VIEW



### EXTERNAL DIMENSIONAL DATA

Width Overall (in)	24"
Depth Overall (in)	26"
Height Overall (in)	67 <sup>3</sup> / <sub>8</sub> "
Number of Doors	1
Depth with Door open 90° (in)	46 <sup>1</sup> / <sub>4</sub> "
Door Openings (in)	20 <sup>7</sup> / <sub>8</sub> " x 48 <sup>5</sup> / <sub>8</sub> "

### INTERNAL DIMENSIONAL DATA

NET Capacity (cubic ft.)	11.8
Internal Width Useable (in)	21"
Internal Depth Overall (in)	19 <sup>3</sup> / <sub>4</sub> "
Internal Height Overall (in)	44 <sup>3</sup> / <sub>4</sub> "
Number of Shelves	4

### ELECTRICAL DATA

Full Load Amps	1.7
Voltage	115/60/1
Nema Plug (8' cord)	5-15P

### REFRIGERATION DATA

Horsepower	1/6
Capacity (BTU/Hr)	1010
Heat Rejection (BTU/Hr)	1515
Charge (lbs/grams/ounces)	0.1763 / 79.9 / 2.82

### SHIPPING DATA

Gross Weight - Crated	218 lbs.
Height - Crated (in)	68"
Width - Crated (in)	27"
Depth - Crated (in)	28"

\*NOTE: Remote units are field wired and come with 6" legs.  
Refrigerant must be specified at time of order.

We reserve the right to change specifications and product design without notice. Such revisions do not entitle the buyer to corresponding changes, improvements, additions or replacements for previously purchased equipment. Dimensional tolerances +/- 1/4". Metric dimensions (MM).



115/60/1  
5-15P

Unit pre-wired at factory  
and include 8' long cord  
and plug set.

### ELECTRICAL CONNECTION

3779 Champion Blvd., Winston-Salem, NC 27105 | 888-845-9800 | Fax: 336-245-6453 | Beverage-Air.com | Sales@bevair.com

Date Issued 9/25 | Printed in U.S.A.