



G3 DIGITAL ICED TEA BREWING SYSTEMS

MODELS: TCTS10(200/600-Rotating Brew Cone), TCTT10, PTT310



TCTS - with rotating brew cone and dual dilution spouts. Shown with 2 narrow tea dispensers



PTTS - with standard tea totter dispenser

The Curtis G3 Tea Brewing Systems – incredible tea flavor, simple operation, reduced maintenance.

At the center of the Curtis G3 Tea Brewing Systems is its unique Universal Control Module. The G3's oversized LCD display and simple interface makes "scroll-through" programming incredibly easy. Of course, there's no need to adjust the system, as Curtis' pre-programmed factory settings deliver ideal results right out of the carton. Simply add bulk leaves or flow-thru filter packs and press the brew button for gallons of flavorful iced tea in just minutes.

Curtis G3 Systems include a host of new features designed to optimize tea quality including... digital temperature and brew-by-volume control, PM alerts, cold water brew lock-out, and much more. The result is perfect tea flavor and clarity, which keeps customers – and profits – returning.

Select from the low-profile PTT3 with movable "TeaToter" dispenser or the TCTS, TCTT or Sweet Tea for direct-to-dispenser high-volume brewing.

ITEM NO

PROJECT

DATE

FEATURES AT A GLANCE

- **G3 Digital Control Module** – Provides precise control for gourmet fine tuning with pulse-brewing, delay, and all critical brewing functions.
- **G3 Enhanced Tea Flavor & Clarity** – With digital accuracy, two separate precision valves provide unsurpassed control over concentrate brewing and dilution cycles.
- **"Fast Brew" Option** – Program selectable. Shortens brew time by allowing concentrate and dilution cycles to run at the same time.
- **Intuitive Scroll-Through Precision Programming** – Large, brightly lighted display communicates functions at a glance. Easily adjust time, volume, temperature, brew functions and more.
- **On-Board Self Diagnostics** – G3 continually senses proper brewing operation. A Service Phone Number and error code will be displayed in the rare event technical assistance is required... reducing downtime.
- **Cold Water Brew Lock-Out** – Prevents brewing when water temperature is below set level.
- **Standard 120VAC Operation** – Makes installation quick and simple.

TCTS10200 – Sweet Tea

- **"Sweet Tea" Brewer** – Complete with electric pump. Program selectable for regular or sweet tea.

TCTS10600-Rotating Brew Cone

- **Rotating Brew Cone** – New brew cone allows for multiple teas to be brewed in one footprint.
- **Dual Dilution** – Two dilution spouts allow for two teas on one brewer.

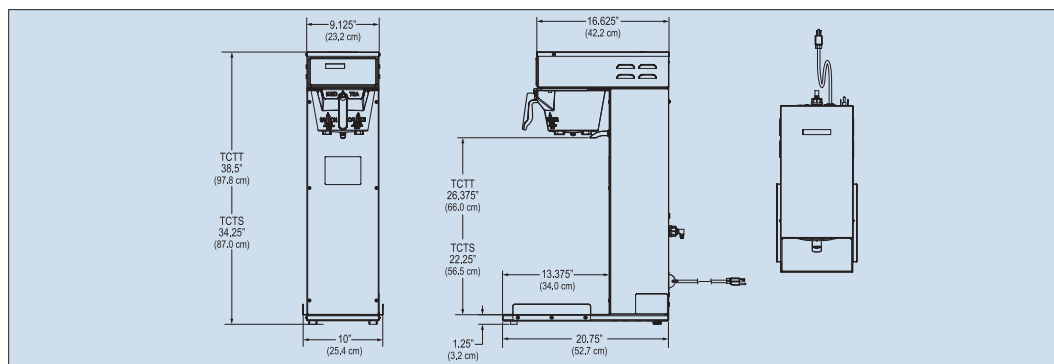


Easily brew multiple teas from one brewer. Dual dilution spouts and rotating brew cone allows for brewing two teas without moving serving vessels.



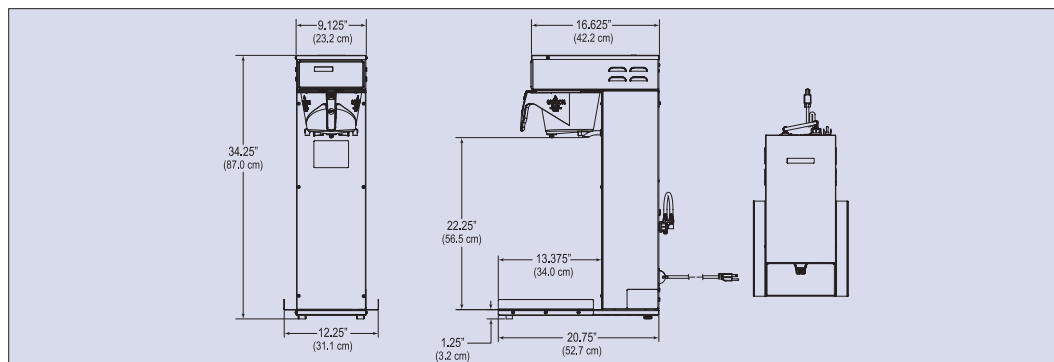
TCTS10 TCTT10 Sweet Tea

Dispenser Not Included



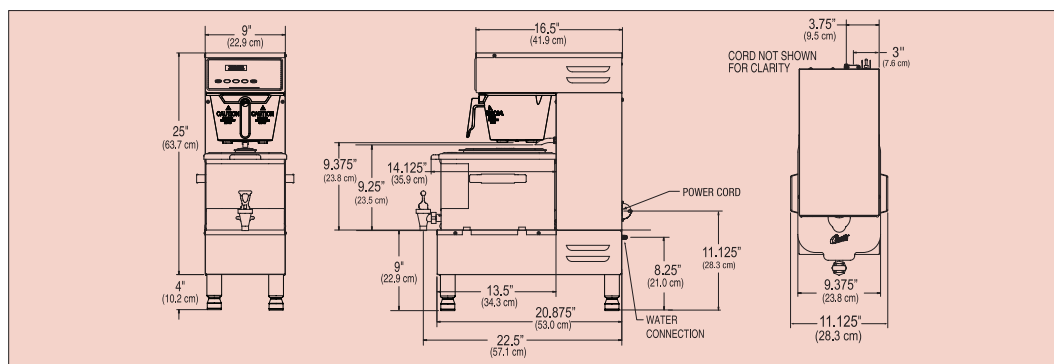
TCTS10600

with Rotating Brew Cone
Dispenser Not Included



PTT310

TC0308 Dispenser Included



Specifications	TCTS10	TCTT10	TCTS10600 (Rotating Brew Cone)	PTT310
Finished Brew Capacity	3 to 5 Gallons	3 to 5 Gallons	3 Gallons	3 Gallons
Dimensions (H x W x D)	34.25" x 9.125" x 20.75"	38.5" x 9.125" x 20.75"	34.25" x 9.125" x 20.75"	29" x 9" x 20.875"
Voltage*	120VAC/60Hz	120VAC/60Hz	120VAC/60Hz	120VAC/60Hz
Power Requirements	1650W/13.8A	1650W/13.8A	1650W/13.8A	1650W/13.8A
Cord & Plug	6 ft/NEMA 5-15P	6 ft/NEMA 5-15P	6 ft/NEMA 5-15P	6 ft/NEMA 5-15P
Water Inlet	1/4" Flare	1/4" Flare	1/4" Flare	1/4" Flare
Shipping Weight	40 lbs.	43 lbs.	42 lbs.	44 lbs.
Cube (cu. ft.)	9.5	10.2	9.5	7.3

* Other voltage and wattages are available upon request

Iced Tea Dispensers	TC0308 (Oval)	TCORS (Stand)	TC0421 (Oval)	TC-3H (Round)	TCN (Narrow)
Fits Brewer Model	PTT310	PTT310	TCTS10(200/600) TCTT10	TCTS10(200/600) TCTT10	TCTS10(200/600) TCTT10
Capacity	3 Gallons	N/A	4 Gallons	3.5 Gallons	3.5 Gallons
Faucet Clearance	N/A	N/A	9.875"	8.125"	8.125"
Dimensions (H x W x D)	9" x 11.125" x 13.5"	10" x 14" x 14"	21" x 11" x 15"	9.375" Diameter	22.125" x 5.625" x 15.75"
Overall Height	9"	10"	21.71"	22.75"	22"
Shipping Weight	8 lbs.	8 lbs.	14 lbs.	9 lbs.	11 lbs.
Cube (cu. ft.)	.98	1.25	2.72	1.62	1.67



WILBUR CURTIS COMPANY, INC.
6913 Acco Street, Montebello, CA 90640-5403
Telephone: 800-421-6150 • 323-837-2300
Fax: 323-837-2406
www.wilburcurtis.com



JUN/11 – 12625 F-3360 rev.H