



# BEVERAGE-AIR

Project: _____	AIA# _____
Item: _____	
Location: _____	SIS# _____
Approved: _____	

PRT1HC TOP MOUNT ROLL-THRU REFRIGERATOR

## P-SERIES TOP MOUNT ROLL-THRU REFRIGERATOR

PRT1HC Roll-Thru Solid Door Refrigerator  
Hydrocarbon Series

MODEL:  
PRT1HC-1AS



**7 Year Parts/Labor Warranty**  
**7 Year Compressor Warranty**

### CABINET CONSTRUCTION

- Exterior stainless steel front and side (galvanized top, bottom)
- Interior is made of corrosion resistant aluminum
- Full electronic control
- Stainless steel door liner
- Expansion valve technology
- Variable speed compressor technology
- Self-closing doors with 120° stay-open feature
- 22 Gauge stainless steel doors
- LED interior light
- Heavy-duty cylinder locks
- Snap-in magnetic gaskets for positive door seals
- Hinged front shroud
- Reinforced stainless steel door ramps outside and cart guides inside
- Accepts carts up to 26 1/2" (W) x 28" (D) x 65" (H) (cart not included)
- Wiper gasket at bottom of door seals door to ramp
- Energy saving thermal breaker
- Stainless steel breaker caps
- 8' Cord and plug (see electrical data for details)

### OPTIONS & ACCESSORIES

- Stainless steel interior
- Door swing orientation (at time of order)

### REFRIGERATION SYSTEM

- Uses environmentally friendly, energy efficient R290 refrigerant, and meets all regulatory requirements for CARB, SNAP, DOE & more
- Adaptive defrost
- Epoxy coated evaporator coil, located out of the food zone
- Refrigerator capable of maintaining product temperature 36°F to 38°F



Please verify qualifying units by visiting:  
[www.energystar.gov/cfs](http://www.energystar.gov/cfs)

3779 Champion Blvd., Winston-Salem, NC 27105  
1-888-845-9800 Fax: 1-336-245-6453  
Beverage-Air.com Sales@bevair.com



# BEVERAGE-AIR®

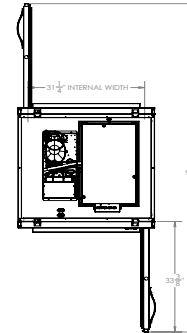
MODEL	PRT1HC-1AS
EXTERNAL DIMENSIONAL DATA	
Width Overall	36 1/2"
Depth Overall with Handles	39 3/4"
Height Overall	84 3/8"
Between Cart Guides	26 3/4"
Number of Doors	2
Depth with Door Open 90°	99"
Door Openings (in)	27 7/8" x 65 3/8"
INTERNAL DIMENSIONAL DATA	
NET Capacity (cubic ft.)	38.69
Internal Width Overall (in)	31 1/4"
Internal Depth Overall (in)	26"
Internal Height Overall (in)	66 1/4"
ELECTRICAL DATA	
Full Load Amperes *	8.5
Voltage	115/60/1
Nema Plug (8' cord)	5-15P
REFRIGERATION DATA	
Horsepower	3/4
Capacity (BTU/Hr)	4950
Heat Rejection (BTU/Hr)	7425
Charge (lbs/grams/ounces)	0.3307 / 150 / 5.29
SHIPPING DATA	
Gross Weight - Crated	451 lbs
Height - Crated	95"
Width - Crated	45"
Depth - Crated	45"

We reserve the right to change specifications and product design without notice. Such revisions do not entitle the buyer to corresponding changes, improvements, additions or replacements for previously purchased equipment. Dimensional tolerances +/- 1/4". Metric dimensions (MM).

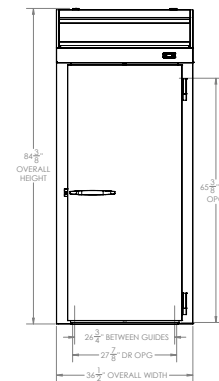
## P Series Top Mount Roll-Thru Refrigerator Model: PRT1HC-1AS

### Model Views

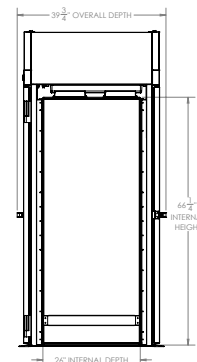
Required Clearance: Top 12"



### PLAN VIEW



### ELEVATION VIEW



### SIDE VIEW

## ELECTRICAL CONNECTION



115/60/1\*  
NEMA 5-15P

Unit pre-wired at factory  
and include 8' long cord  
and plug set.

\* NOTE: Units that utilize variable speed compressor technology can experience nuisance tripping on Class A GFCI outlets which have a trip limit of 4 to 6 mA. To avoid this issue in a location that requires GFCI circuit protection, Beverage-Air recommends using either an Eaton, SGF20, or HUBBELL Model Number GFRST83W 20A Heavy Duty Hospital Grade Self-Test GFCI Receptacle.



3779 Champion Blvd., Winston-Salem, NC 27105 1-888-845-9800 Fax: 1-336-245-6453 Beverage-Air.com Sales@bevair.com

