



BEVERAGE-AIR®

Project: _____	AIA# _____
Item: _____	
Location: _____	SIS# _____
Approved: _____	

P SERIES TOP MOUNT WARMING CABINET

PH2 Solid Half-Door Warming Cabinet

MODEL:
PH2-1HS-PT

PH2 P SERIES WARMING CABINET



7 Year Parts/Labor Warranty

CABINET CONSTRUCTION

- Stainless steel exterior
- Interior liner is made of corrosion resistant aluminum
- Stainless steel interior door liner
- Operational indicator panel contains thermometer and adjustable thermostat control which is accurately calibrated from 80°F to 180°F
- Manually controlled humidity vents are provided in the top of the cabinet
- Self closing doors with safety stops
- Heavy-duty cylinder locks and self-adjusting magnetic gasket
- Stainless steel breaker caps
- Cam-lift hinges
- Six (6) silver freeze shelves
- 6" Adjustable legs standard
- 8' Cord and plug (see electrical data for details)

OPTIONS & ACCESSORIES

- Pan slides
- Stainless steel interior
- 3" or 6" Casters
- Left or right door hinge (at time of order)

ELECTRICAL SYSTEM

- 20 AMP breaker required for single door units
- Strip type 750-watt heating elements, operating on 208-240/60/1, having a total of 1500 watts per compartment
- Externally mounted blower system maintains even temperature through out the food zone area



Please verify qualifying units by visiting:
www.energystar.gov/cfs

3779 Champion Blvd., Winston-Salem, NC 27105
1-888-845-9800 Fax: 1-336-245-6453
Beverage-Air.com Sales@bevair.com



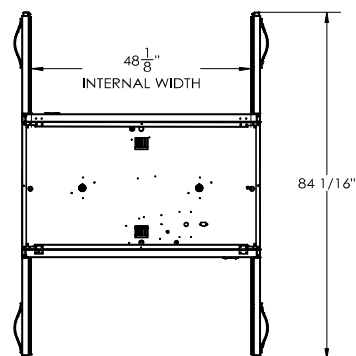
BEVERAGE-AIR®

MODEL	PH2-1HS-PT
EXTERNAL DIMENSIONAL DATA	
Width Overall	52 1/8"
Depth Overall with Handle	38 3/8"
Height Overall	84 1/8"
Number of Doors	8
Depth with Door Open 90°	84 1/16"
Door Openings (in)	21 1/2" x 25 1/4"
INTERNAL DIMENSIONAL DATA	
NET Capacity (cubic ft.)	43.3
Internal Width Overall (in)	48 1/8"
Internal Depth Overall (in)	26"
Internal Height Overall (in)	56 5/8"
Number of Shelves	6
ELECTRICAL DATA	
Amps	11.3/13.0
Cabinet Voltage	208-240/60/1
Total Wattage (Heaters & Fan @240V)	3000
SHIPPING DATA	
Gross Weight - Crated	509 lbs
Height - Crated	88"
Width - Crated	55"
Depth - Crated	40"

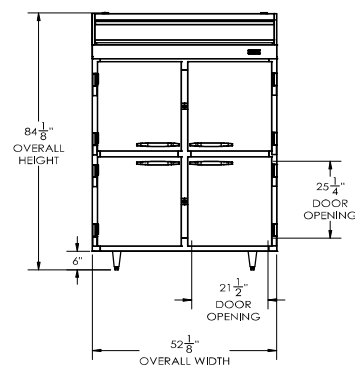
We reserve the right to change specifications and product design without notice. Such revisions do not entitle the buyer to corresponding changes, improvements, additions or replacements for previously purchased equipment. Dimensional tolerances +/- 1/4". Metric dimensions (MM).

Top Mount Warming Cabinet Pass-Thru Model: PH2-1HS-PT

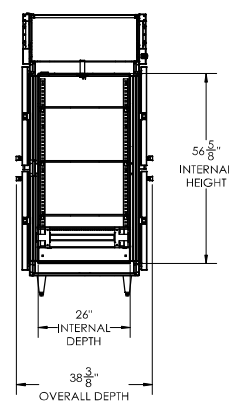
Model Views



PLAN VIEW



ELEVATION VIEW



SIDE VIEW



ELECTRICAL CONNECTION



208-240/60/1
NEMA 6-20P

Unit pre-wired at factory
and include 8' long cord
and plug set.

3779 Champion Blvd., Winston-Salem, NC 27105 1-888-845-9800 Fax: 1-336-245-6453 Beverage-Air.com Sales@bevaair.com

