



BEVERAGE-AIR®

Project: _____
Item: _____
Location: _____
Approved: _____

AIA#

SIS#

P SERIES TOP MOUNT FREEZER

PF2HC Glass Door Reach-In
Hydrocarbon Series

MODEL:
PF2HC-1BG

PF2HC TOP MOUNT FREEZER



7 Year Parts/Labor Warranty
7 Year Compressor Warranty

CABINET CONSTRUCTION

- Exterior stainless steel front and side (galvanized top, bottom & back)
- Interior is made of corrosion resistant aluminum
- Full electronic control
- Expansion valve technology
- Variable speed compressor technology
- Self-closing doors with 120° stay-open feature
- Glass doors
- LED interior light
- Cylinder locks
- Snap-in magnetic gaskets for positive door seal
- Low profile vertical door handles
- Hinged front shroud
- Energy saving thermal breaker
- Stainless steel breaker caps
- Six (6) heavy-duty epoxy wire coated shelves
- 6" High adjustable stainless steel legs
- 8' Cord and plug (see electrical data for details)

OPTIONS & ACCESSORIES

- Stainless steel case back
- Stainless steel interior
- Additional shelves
- 3" or 6" Casters
- 6" Seismic legs
- Tray slides (type A & A/C)
- Door swing orientation (at time of order)
- Remote option* (see note back on page)

REFRIGERATION SYSTEM

- Uses environmentally friendly, energy efficient R290 refrigerant, and meets all regulatory requirements for CARB, SNAP, DOE & more
- Adaptive defrost
- Epoxy coated evaporator coil, located out of the food zone
- Freezer capable of maintaining product temperature down to -10°F



Please verify qualifying units by visiting:
www.energystar.gov/cfs

3779 Champion Blvd., Winston-Salem, NC 27105
1-888-845-9800 Fax: 1-336-245-6453
Beverage-Air.com Sales@bevair.com



BEVERAGE-AIR®

| MODEL | PF2HC-1BG |
|----------------------------------|---------------------|
| EXTERNAL DIMENSIONAL DATA | |
| Width Overall | 52 1/8" |
| Depth Overall with Handles | 33 3/4" |
| Height Overall | 84 1/8" |
| Number of Doors | 2 |
| Depth with Door Open 90° | 59 3/8" |
| Door Opening (in) | 21 1/2" x 54 5/8" |
| INTERNAL DIMENSIONAL DATA | |
| NET Capacity (cubic ft.) | 44.57 |
| Internal Width Overall (in) | 48 1/8" |
| Internal Depth Overall (in) | 26" |
| Internal Height Overall (in) | 56 5/8" |
| No. of Shelves | 6 |
| ELECTRICAL DATA | |
| Full Load Amperes | 13.9 |
| Voltage | 115/60/1 |
| Nema Plug (8' cord) | 5-15P |
| REFRIGERATION DATA | |
| Horsepower | (2X) 3/4 |
| Capacity (BTU/Hr) | 4900 |
| Heat Rejection (BTU/Hr) | 7350 |
| Charge (lbs/grams/ounces) | 0.2866 / 130 / 4.59 |
| SHIPPING DATA | |
| Gross Weight (crated lbs) | 572 lbs |
| Height - Crated | 88" |
| Width - Crated | 60" |
| Depth - Crated | 45" |

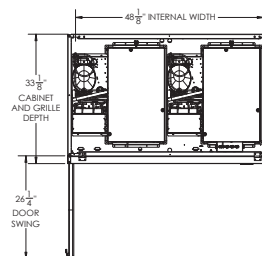
*NOTE: Remote units are field wired and come with 6" legs.
Refrigerant must be specified at time of order.

We reserve the right to change specifications and product design without notice.
Such revisions do not entitle the buyer to corresponding changes, improvements,
additions or replacements for previously purchased equipment. Dimensional
tolerances +/- 1/4". Metric dimensions (MM).

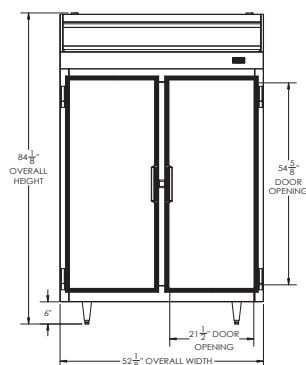
P Series Top Mount Freezer Model: PF2HC-1BG

Model Views

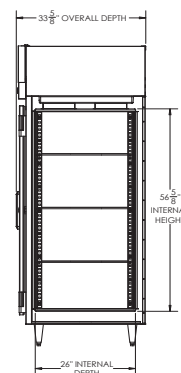
Required Clearance: Top 12"



PLAN VIEW



ELEVATION VIEW



SIDE VIEW

ELECTRICAL CONNECTION



115/60/1
NEMA 5-15P

Unit pre-wired at factory
and include 8' long cord
and plug set.

3779 Champion Blvd., Winston-Salem, NC 27105 1-888-845-9800 Fax: 1-336-245-6453 Beverage-Air.com Sales@bevair.com

