



# BEVERAGE-AIR®

Project: _____	AIA# _____
Item: _____	
Location: _____	SIS# _____
Approved: _____	

PF1HC TOP MOUNT FREEZER

## P SERIES TOP MOUNT FREEZER

PF1HC Glass Door Reach-In  
Hydrocarbon Series

MODEL:  
PF1HC-1BG



**7 Year Parts/Labor Warranty**  
**7 Year Compressor Warranty**

### CABINET CONSTRUCTION

- Exterior stainless steel front and side (galvanized top, bottom & back)
- Interior is made of corrosion resistant aluminum
- Full electronic control
- Expansion valve technology
- Self-closing door with 120° stay-open feature
- Glass door
- LED interior light
- Cylinder locks
- Snap-in magnetic gaskets for positive door seal
- Low profile vertical door handle
- Hinged front shroud
- Energy saving thermal breaker
- Stainless steel breaker caps
- Three (3) heavy-duty epoxy wire coated shelves
- 6" High adjustable stainless steel legs
- 8' Cord and plug (see electrical data for details)

### OPTIONS & ACCESSORIES

- Stainless steel case back
- Stainless steel interior
- Additional shelves
- 3" or 6" Casters
- 6" Seismic legs
- Tray slides (type A & A/C)
- Door swing orientation (at time of order)
- Remote option\* (see note back on page)

### REFRIGERATION SYSTEM

- Uses environmentally friendly, energy efficient R290 refrigerant, and meets all regulatory requirements for CARB, SNAP, DOE & more
- Adaptive defrost
- Epoxy coated evaporator coil, located out of the food zone
- Freezer capable of maintaining product temperature down to -10°F



Please verify qualifying units by visiting:  
[www.energystar.gov/cfs](http://www.energystar.gov/cfs)

3779 Champion Blvd., Winston-Salem, NC 27105  
1-888-845-9800 Fax: 1-336-245-6453  
Beverage-Air.com Sales@bevair.com



# BEVERAGE-AIR®

MODEL	PF1HC-1BG
EXTERNAL DIMENSIONAL DATA	
Width Overall	26 1/2"
Depth Overall with Handle	33 5/8"
Height Overall	84 1/8"
Number of Doors	1
Depth with Door Open 90°	57 3/8"
Door Opening (in)	21 1/2" x 54 5/8"
INTERNAL DIMENSIONAL DATA	
NET Capacity (cubic ft.)	21.01
Internal Width Overall (in)	22 1/2"
Internal Depth Overall (in)	26"
Internal Height Overall (in)	57 3/8"
No. of Shelves	3
ELECTRICAL DATA	
Full Load Amperes **	9.1
Voltage	115/60/1
Nema Plug (8' cord)	5-15P
REFRIGERATION DATA	
Horsepower	3/4
Capacity (BTU/Hr)	2450
Heat Rejection (BTU/Hr)	3675
Charge (lbs/grams/ounces)	0.2866 / 130 / 4.59
SHIPPING DATA	
Gross Weight (crated lbs)	410 lbs
Height - Crated	87"
Width - Crated	45"
Depth - Crated	35"

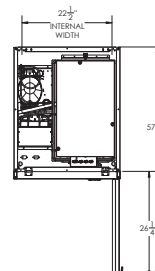
\*NOTE: Remote units are field wired and come with 6" legs. Refrigerant must be specified at time of order.

We reserve the right to change specifications and product design without notice. Such revisions do not entitle the buyer to corresponding changes, improvements, additions or replacements for previously purchased equipment. Dimensional tolerances +/- 1/4". Metric dimensions (MM).

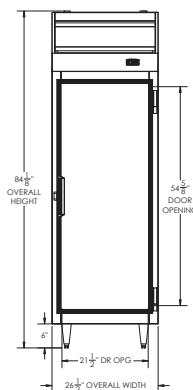
## P Series Top Mount Freezer Model: PF1HC-1BG

### Model Views

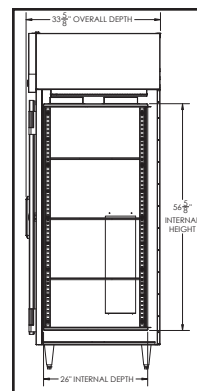
Required Clearance: Top 12"



### PLAN VIEW



### ELEVATION VIEW



### SIDE VIEW

## ELECTRICAL CONNECTION



115/60/1\*\*  
NEMA 5-15P

Unit pre-wired at factory  
and include 8' long cord  
and plug set.

\*\* NOTE: Units that utilize variable speed compressor technology can experience nuisance tripping on Class A GFCI outlets which have a trip limit of 4 to 6 mA. To avoid this issue in a location that requires GFCI circuit protection, Beverage-Air recommends using either an Eaton, SGF20, or HUBBELL Model Number GFRST83W 20A Heavy Duty Hospital Grade Self-Test GFCI Receptacle.

