



BEVERAGE-AIR®

Project: _____	AIA# _____
Item: _____	
Location: _____	SIS# _____
Approved: _____	

PF1HC TOP MOUNT FREEZER

P SERIES TOP MOUNT FREEZER

PF1HC Half-Solid Door Reach-In
Hydrocarbon Series

MODEL:
PF1HC-1AHS



7 Year Parts/Labor Warranty
7 Year Compressor Warranty

CABINET CONSTRUCTION

- Exterior stainless steel front and side (galvanized top, bottom & back)
- Interior is made of corrosion resistant aluminum
- Stainless steel door liner
- Full electronic control
- Expansion valve technology
- Self-closing doors with 120° stay-open feature
- 22 Gauge stainless steel half door
- LED interior light
- Cylinder locks
- Snap-in magnetic gaskets for positive door seal
- Hinged front shroud
- Energy saving thermal breaker
- Stainless steel breaker caps
- Three (3) heavy-duty epoxy wire coated shelves
- 6" High adjustable stainless steel legs
- 8' Cord and plug (see electrical data for details)

OPTIONS & ACCESSORIES

- Stainless steel case back
- Stainless steel interior
- Additional shelves
- 3" or 6" casters
- 6" Seismic legs
- Tray slides (type A & A/C)
- Door swing orientation (at time of order)
- Remote option* (see note back on page)

REFRIGERATION SYSTEM

- Uses environmentally friendly, energy efficient R290 refrigerant, and meets all regulatory requirements for CARB, SNAP, DOE & more
- Adaptive defrost
- Epoxy coated evaporator coil, located out of the food zone
- Freezer capable of maintaining product temperature down to -10°F



Please verify qualifying units by visiting:
www.energystar.gov/cfs

3779 Champion Blvd., Winston-Salem, NC 27105
1-888-845-9800 Fax: 1-336-245-6453
Beverage-Air.com Sales@bevair.com



BEVERAGE-AIR®

MODEL	PF1HC-1AHS
EXTERNAL DIMENSIONAL DATA	
Width Overall	26 1/2"
Depth Overall with Handles	34 3/4"
Height Overall	84 1/8"
Number of Doors	2
Depth with Door Open 90°	56 7/8"
Door Openings (in)	21 1/2" x 25 1/4"
INTERNAL DIMENSIONAL DATA	
NET Capacity (cubic ft.)	21.01
Internal Width Overall (in)	22 1/2"
Internal Depth Overall (in)	26"
Internal Height Overall (in)	56 5/8"
No. of Shelves	3
ELECTRICAL DATA	
Full Load Amperes **	9.1
Voltage	115/60/1
Nema Plug (8' cord)	5-15P
REFRIGERATION DATA	
Horsepower	3/4
Capacity (BTU/Hr)	2450
Heat Rejection (BTU/Hr)	3675
Charge (lbs/grams/ounces)	0.2866 / 130 / 4.59
SHIPPING DATA	
Gross Weight (crated lbs)	390 lbs
Height - Crated	87"
Width - Crated	45"
Depth - Crated	35"

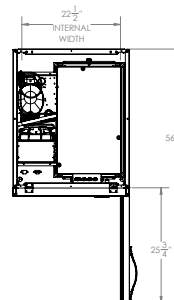
*NOTE: Remote units are field wired and come with 6" legs.
Refrigerant must be specified at time of order.

We reserve the right to change specifications and product design without notice.
Such revisions do not entitle the buyer to corresponding changes, improvements,
additions or replacements for previously purchased equipment. Dimensional
tolerances +/- 1/4". Metric dimensions (MM).

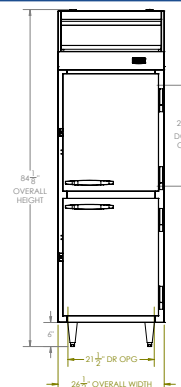
P Series Top Mount Freezer Model: PF1HC-1AHS

Model Views

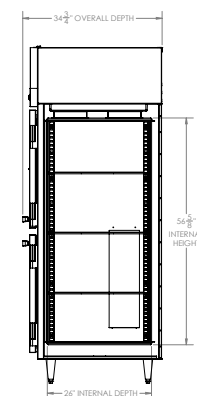
Required Clearance: Top 12"



PLAN VIEW



ELEVATION VIEW



SIDE VIEW

ELECTRICAL CONNECTION



115/60/1**
NEMA 5-15P

Unit pre-wired at factory
and include 8' long cord
and plug set.

** NOTE: Units that utilize variable speed compressor technology can experience
nuisance tripping on Class A GFCI outlets which have a trip limit of 4 to 6 mA. To
avoid this issue in a location that requires GFCI circuit protection, Beverage-Air
recommends using either an Eaton, SGF20, or HUBBELL Model Number GFRST83W
20A Heavy Duty Hospital Grade Self-Test GFCI Receptacle.



3779 Champion Blvd., Winston-Salem, NC 27105 1-888-845-9800 Fax: 1-336-245-6453 Beverage-Air.com Sales@bevair.com

