

## FIRESTONE SERIES

## DOUBLE DECK ELECTRIC PIZZA OVEN

FS55E-2

FS66E-2

FS78E-2



### FEATURES

- The Pegasus Double Deck Ovens are reliable and versatile solutions designed for professional baking applications.
- Each oven chamber features refractory baking deck with an 8" deck height and independently controlled top and bottom heat for perfectly balanced results.
- Choose from three different deck areas and overall oven widths (52", 64" or 76") to suit your needs.
- This series is constructed with heavy duty angle iron frame, which is fully welded to allow for double-stacking.
- Oven exteriors are all heavy duty stainless steel and are fully insulated for cooler outer temperatures and consistent interior temperatures.
- Electric-operated oven with precise temperature control.
- 18,000, 22,500 or 26,100 Watt.
- Up to: 752 °F temperature range.
- 36" x 36", 48" x 36", 60" x 36" interior baking compartment.
- Refractory baking bedplate.
- 8" (203 mm) deck height.
- Independently controlled top and bottom heat dampers.
- Heavy duty steel legs.
- All stainless steel exteriors, aluminized steel interiors.
- Spring-balanced, fully insulated doors.
- Rear electric connection.
- Fully insulated throughout.
- One year limited warranty (USA & Canada only).

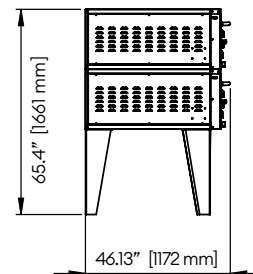
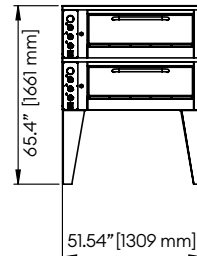
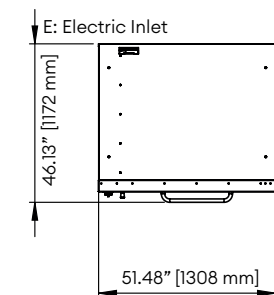
# DOUBLE DECK ELECTRIC PIZZA OVEN

**TOP VIEW**

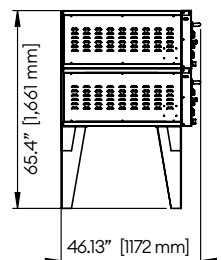
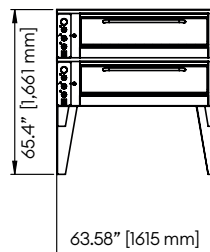
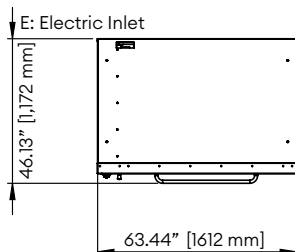
**FRONT VIEW**

**SIDE VIEW**

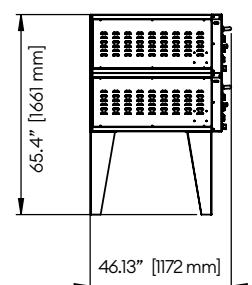
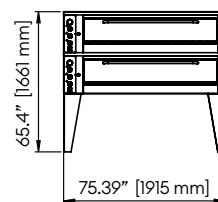
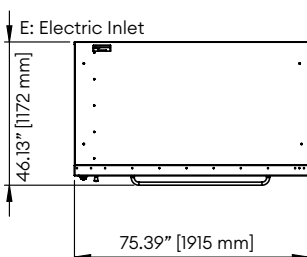
**FS55E-2**



**FS66E-2**



**FS78E-2**



## TECHNICAL SPECIFICATIONS:

	FS55E-2	FS66E-2	FS78E-2
Power	18 kW (9 kW + 9 kW)	22.5 kW (11.25 kW + 11.25 kW)	26.1 kW (13.05 kW + 13.05 kW)
Voltage	208 V	208 V	208 V
Phase	3P (field convertible to 1P)	3P (field convertible to 1P)	3P (field convertible to 1P)
Nominal Amps (208V - 3P)	50A (25A + 25A)	62.5A (31.25A + 31.25A)	72.5A (36.25A + 36.25A)
Nominal Amps (208V - 1P)	86.4A (43.2A + 43.2A)	108A (54A + 54A)	125.5A (62.75A + 62.75A)
Deck Height	8"	8"	8"
Deck Size	36.0" x 36.0" (915 x 915 mm)	48.0" x 36.0" (1220 x 915 mm)	59.8" x 36.0" (1520 x 915 mm)
Decks	2	2	2
Thermostat	Up to 752 F	Up to 752 F	Up to 752 F
Dimensions (W x H x D)	51.5" x 49.1" x 46.1" (1309 x 1247 x 1172 mm)	63.6" x 49.1" x 46.1" (1615 x 1247 x 1172 mm)	75.4" x 49.1" x 46.1" (1915 x 1247 x 1172 mm)
Shipping Dim. (W x H x D)	53.5" x 40.2" x 48.1" (1359 x 1021 x 1221 mm)	65.6" x 40.2" x 48.1" (1665 x 1021 x 1221 mm)	77.4" x 40.2" x 48.1" (1965 x 1021 x 1221 mm)
Ship Wt.	1430 lb (650 kg)	1804 lb (820 kg)	2024 lb (920 kg)

## REQUIRED CLEARANCES:

	Non-Combustible	Combustible
Left	0" (00 mm)	1" (25 mm)
Right	0" (00 mm)	3" (76 mm)
Back	2" (51 mm)	3" (76 mm)



Galaxy Group reserves the right to modify specifications or discontinue models without incurring obligation. Dimensions are nominal.