

FIRESTONE SERIES

SINGLE DECK ELECTRIC PIZZA OVEN



FS55E-1

FS66E-1

FS78E-1

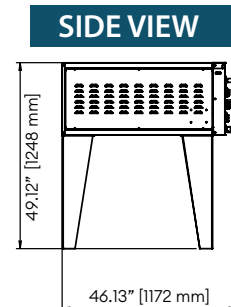
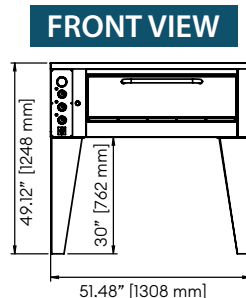
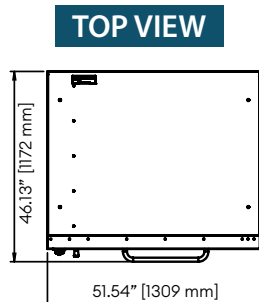


FEATURES

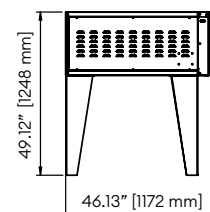
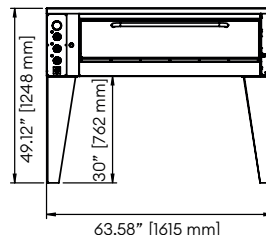
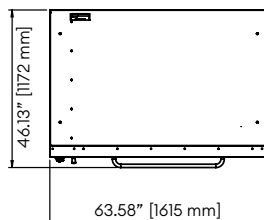
- The Pegasus Single Deck Ovens are reliable and versatile solutions designed for professional baking applications.
- Each oven chamber features refractory baking deck with an 8" deck height and independently controlled top and bottom heat for perfectly balanced results.
- Choose from three different deck areas and overall oven widths (52", 64" or 76") to suit your needs.
- This series is constructed with heavy duty angle iron frame, which is fully welded to allow for double-stacking.
- Oven exteriors are all heavy duty stainless steel and are fully insulated for cooler outer temperatures and consistent interior temperatures.
- Electric-operated oven with precise temperature control.
- 9,000, 11,250 or 13,050 Watt.
- Up to: 752 °F temperature range.
- 36" x 36", 48" x 36", 60" x 36" interior baking compartment.
- Refractory baking bedplate.
- 8" (203 mm) deck height.
- Independently controlled top and bottom heat dampers.
- Heavy duty steel legs.
- All stainless steel exteriors, aluminized steel interiors.
- Spring-balanced, fully insulated doors.
- Rear electric connection.
- Fully insulated throughout.
- One year limited warranty (USA & Canada only).

SINGLE DECK ELECTRIC PIZZA OVEN

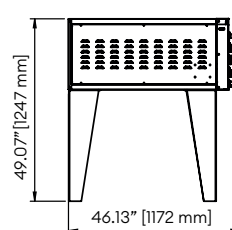
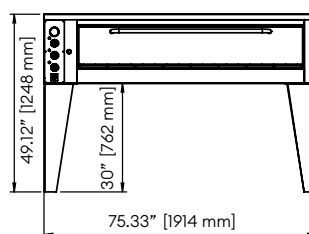
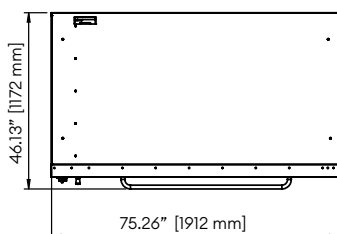
FS55E-1



FS66E-1



FS78E-1



TECHNICAL SPECIFICATIONS:

	FS55E-1	FS66E-1	FS78E-1
Power	9 kW	11.25 kW	13.05 kW
Voltage	208 V	208 V	208 V
Phase	3P (field convertible to 1P)	3P (field convertible to 1P)	3P (field convertible to 1P)
Nominal Amps (208V - 3P)	25A	31.25A	36.25A
Nominal Amps (208V - 1P)	43.2A	54A	62.75A
Deck Height	8"	8"	8"
Deck Size	36.0" x 36.0" (915 x 915 mm)	48.0" x 36.0" (1220 x 915 mm)	59.8" x 36.0" (1520 x 915 mm)
Decks	1	1	1
Thermostat	Up to 752 F	Up to 752 F	Up to 752 F
Dimensions (W x H x D)	51.5" x 19.2" x 46.1" (1309 x 486 x 1172 mm)	63.6" x 19.1" x 46.1" (1615 x 486 x 1172 mm)	75.4" x 19.1" x 46.1" (1915 x 486 x 1172 mm)
Shipping Dim. (W x H x D)	56.4" x 28.4" x 49.2" (1433 x 721 x 1250 mm)	68.5" x 28.4" x 49.2" (1739 x 721 x 1250 mm)	80.3" x 28.4" x 49.2" (2039 x 721 x 1250 mm)
Ship Wt.	716 lb (325 kg)	904 lb (410 kg)	1,014 lb (460 kg)

REQUIRED CLEARANCES:

	Non-Combustible	Combustible
Left	0" (00 mm)	1" (25 mm)
Right	0" (00 mm)	3" (76 mm)
Back	2" (51 mm)	3" (76 mm)



Galaxy Group reserves the right to modify specifications or discontinue models without incurring obligation. Dimensions are nominal.