



Outperform every day.™

Project:

Item Number:

Quantity:

## MODULAR DROP-IN: NSF7 AND STANDARD REMOTE REFRIGERATED



Modular Drop-in: Standard Remote Refrigerated Cold Pan

### DESCRIPTION

The modular drop-in remote refrigerated cold pans are designed for top-mount installation. Zero clearance offers flexibility in installation.

Wells are designed to be controlled via a remote, customer supplied compressor. Wells are supplied with a factory-installed copper tube to accept the customer supplied capillary thermostat.

A full-perimeter drip edge contains spills and condensation within the stainless steel countertop area of the drop-in.

High-density polyurethane foam insulation surrounds the exterior of the well to provide better temperature maintenance and hold ice longer.

Deep display wells provides maximum capacity for ice, essential for optimum presentation and performance.

1" (2.5 cm) drain plug included. Optional perforated false bottom allows melted ice to drain away from pans and containers.

**WARRANTY:** All models shown come with Vollrath's standard warranty against defects in materials and workmanship. For full warranty details, please refer to the Vollrath Equipment and Smallwares Catalog.

Approvals

Date

**NOTE:** Modular drop-in orders cannot be canceled or returned.

Due to continued product improvement, please consult [www.vollrath.com](http://www.vollrath.com) for current product specifications.

### MODELS

Model	NSF7 Item No.	Standard Item No.
One Pan	36456R	36490R
Two Pan	36429R	36441R
Three Pan	36430R	36442R
Four Pan	36434R	36444R
Five Pan	36436R	36446R
Six Pan	36438R	36448R

### FEATURES

- Top is 18-gauge stainless steel, 18-8 Type 304, with 3/8" (9.5 mm) overhang on all sides and die stamped with full-perimeter drip edge. Molded breaker gasket fitted under drip edge.
- Flat work surface around opening. NSF7 model features a 3" (7.6 cm) recessed shoulder.
- Seamless well is 18-gauge Type 304 stainless steel. 1" (2.5 cm) drain plug included.
- Includes copper tube for thermostat control.
- Inner well assembly is insulated with foamed-in-place polyurethane foam insulation.
- Exterior housing is 18-gauge galvanized steel.
- Optional perforated false bottom is nominal 1" (2.5 cm) high and constructed of 18-gauge Type 304 stainless steel. False bottom will reduce pan depth by same dimension.
- Positioning clips provided to center drop-in within cutout.
- Full one-year parts and labor warranty.

### ACCESSORIES FOR REMOTE INSTALLATION

(ORDER SEPARATELY)

Order complete accessory from Vollrath using Vollrath item number or order components directly from the distributor.

Vollrath Item No	Description
36480	Solenoid Valve with Coil - 120V, includes: 2929510-1 Solenoid valve body 3/8" ODF Reference Sporlan solenoid valve body E5S130 2929511-1 Solenoid valve coil 120V Reference Sporlan coil MKC-1
36481	Expansion Valve Reference Sporlan EFS-1/8"-SC, 3/8" x 1/2" ODF solder
36482	Thermostat with Knob Control, includes: 26982-1 Reference Ranco 014-1416 26893-1 Thermostat knob
36483	Filter and Sight Glass Kit, includes: 2929501-1 Filter, in-line 3/8" (9.5 mm) Reference Sporlan C-032-S 2929502-1 Sight glass, in-line 3/8" (9.5 mm) ODF Reference Sporlan SA-12S
23540-1	Remote Lighted Toggle Switch, 30A, 120/240V

Remote Refrigerated Cold Pans require installation from a properly certified technician.  
Due to variations of remote systems, Vollrath cannot provide refrigeration specifications.



Outperform every day.™

[www.vollrath.com](http://www.vollrath.com)

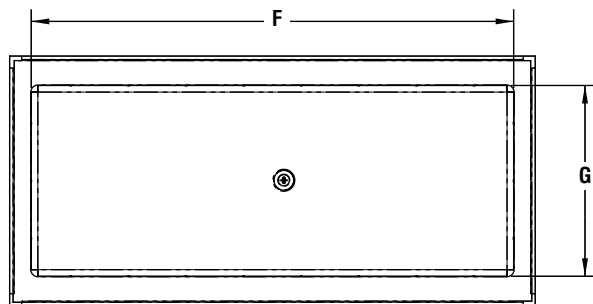
The Vollrath Company, L.L.C.  
1236 North 18th Street  
Sheboygan, WI 53081-3201 U.S.A.  
Customer Service: 800.628.0830  
Canada Customer Service: 800.695.8560  
Main Fax: 800.752.5620 or 920.459.6573

Technical Services: 800.628.0832  
Technical Services Fax: 920.459.6573

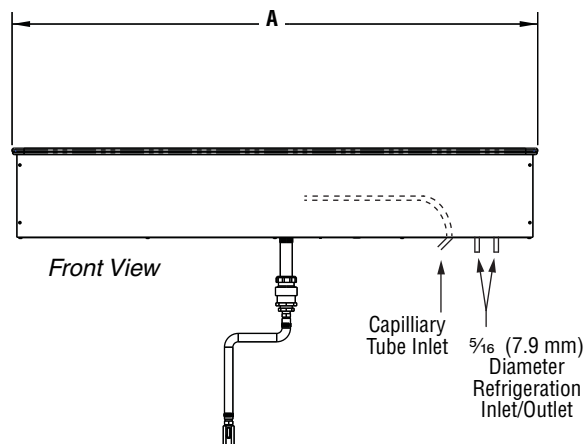
# MODULAR DROP-IN: NSF7 AND STANDARD REMOTE REFRIGERATED

## DIMENSIONS (Inches (cm))

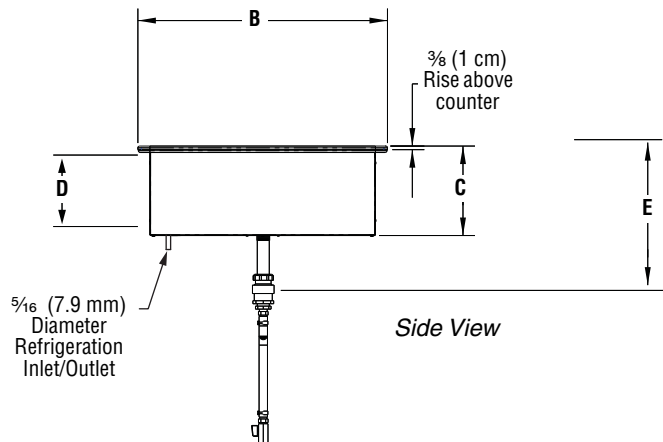
NOTE: Opening cutout must have a 7/8" (2.2 cm) corner radius.



Top View



Front View



Side View

NOTE: Modular drop-in orders cannot be canceled or returned.

### NSF7 Models

Item	(A) Length	(B) Width	(C) Overall Well Height	(D) Well Depth	(E) Overall Height	(F) Interior Length	(G)	Cutout		Compressor Requirements (BTUH)*
								Length	Width	
36456R	18 (45.7)	26 (66)	10 3/4 (27.3)	6 5/8 (16.8)	18 1/2 (47)	12 (30.5)	19 7/8 (50.5)	17 1/4 (43.8)	25 1/4 (64.1)	800
36429R	29 (73.7)	26 (66)	10 3/4 (27.3)	6 5/8 (16.8)	18 1/2 (47)	24 3/4 (62.9)	19 7/8 (50.5)	28 1/4 (71.8)	25 1/4 (64.1)	1500
36430R	41 1/2 (105.4)	26 (66)	10 3/4 (27.3)	6 5/8 (16.8)	18 1/2 (47)	37 1/2 (95.3)	19 7/8 (50.5)	40 3/4 (103.5)	25 1/4 (64.1)	2300
36434R	54 3/4 (139.1)	26 (66)	10 3/4 (27.3)	6 5/8 (16.8)	18 1/2 (47)	50 1/4 (127.6)	19 7/8 (50.5)	54 (137.2)	25 1/4 (64.1)	3100
36436R	68 (172.7)	26 (66)	10 3/4 (27.3)	6 5/8 (16.8)	18 1/2 (47)	63 (160)	19 7/8 (50.5)	67 1/4 (170.8)	25 1/4 (64.1)	3900
36438R	81 1/4 (206.4)	26 (66)	10 3/4 (27.3)	6 5/8 (16.8)	18 1/2 (47)	75 3/4 (192.4)	19 7/8 (50.5)	80 1/2 (204.5)	25 1/4 (64.1)	4600

\*100°F (37.7°C) condensing temperature. -10°F (-23.3°C) evaporating temperature.

### Standard Models

Item	(A) Length	(B) Width	(C) Overall Well Height	(D) Well Depth	(E) Overall Height	(F) Interior Length	(G)	Cutout		Compressor Requirements (BTUH)*
								Length	Width	
36490R	15 (38.1)	26 (66)	9 1/4 (23.5)	8 (20.3)	17 (43.2)	12 (30.5)	19 7/8 (50.5)	14 1/2 (36.2)	25 1/4 (64.1)	800
36441R	29 (73.7)	26 (66)	9 1/4 (23.5)	8 (20.3)	17 (43.2)	24 3/4 (62.9)	19 7/8 (50.5)	28 1/4 (71.8)	25 1/4 (64.1)	1500
36442R	41 1/2 (105.4)	26 (66)	9 1/4 (23.5)	8 (20.3)	17 (43.2)	37 1/2 (95.3)	19 7/8 (50.5)	40 3/4 (103.5)	25 1/4 (64.1)	2300
36444R	54 3/4 (139.1)	26 (66)	9 1/4 (23.5)	8 (20.3)	17 (43.2)	50 1/4 (127.6)	19 7/8 (50.5)	54 (137.2)	25 1/4 (64.1)	3100
36446R	68 (172.7)	26 (66)	9 1/4 (23.5)	8 (20.3)	17 (43.2)	63 (160)	19 7/8 (50.5)	67 1/4 (170.8)	25 1/4 (64.1)	3900
36448R	81 1/4 (206.4)	26 (66)	9 1/4 (23.5)	8 (20.3)	17 (43.2)	75 3/4 (192.4)	19 7/8 (50.5)	80 1/2 (204.5)	25 1/4 (64.1)	4600

\*100°F (37.7°C) condensing temperature. -10°F (-23.3°C) evaporating temperature.



Outperform every day.™

www.vollrath.com

The Vollrath Company, L.L.C.  
1236 North 18th Street  
Sheboygan, WI 53081-3201 U.S.A.  
Customer Service: 800.628.0830  
Canada Customer Service: 800.695.8560  
Main Fax: 800.752.5620 or 920.459.6573

Technical Services: 800.628.0832  
Technical Services Fax: 920.459.6573