



# BEVERAGE-AIR®

Project: _____	AIA# _____
Item: _____	
Location: _____	SIS# _____
Approved: _____	

## MARKETEER™ MERCHANDISERS

MT53 Black Hinged Door Model

Hydrocarbon Series

MODEL:  
MT53-1B



**3 Year Parts/Labor Warranty**  
**5 Year Compressor Warranty**

### CABINET CONSTRUCTION

- Standard cabinet exterior finish is heavy duty steel with a black baked on durable coating
- Heavy duty interior construction includes white coated steel
- Mechanical temperature control
- Modern one piece grille
- Double pane lowE argon filled glass doors feature outside pane that is tempered for added safety
- Door locks standard
- Self-closing hinged glass doors features, pocket door handles
- LED lighting
- Ten (10) epoxy coated shelves
- Leveling feet

### OPTIONS & ACCESSORIES

- Extra shelves and clips
- 3" Casters
- Visislide shelving kit

### REFRIGERATION SYSTEM

- Uses environmentally friendly, energy efficient R290 refrigerant, and meets all regulatory requirements for CARB, SNAP, DOE & more
- Condenser is designed to be low maintenance, and energy efficient
- Automatic, non-electric defrost
- Epoxy coated evaporator coil

MT53™ MERCHANDISER: HINGED DOOR MODEL



Please verify qualifying units by visiting:  
[www.energystar.gov/cfs](http://www.energystar.gov/cfs)

3779 Champion Blvd., Winston-Salem, NC 27105  
1-888-845-9800 Fax: 1-336-245-6453  
Beverage-Air.com Sales@bevair.com



# BEVERAGE-AIR®

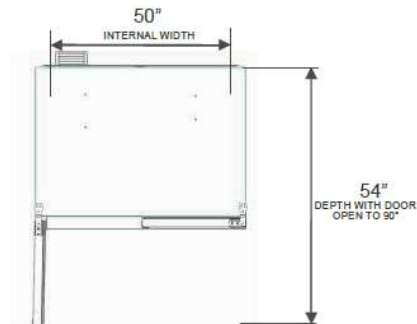
MODEL	MT53-1B
<b>EXTERNAL DIMENSIONAL DATA</b>	
Width Overall	54 1/4"
Depth Overall	29 1/8"
Height Overall	78 3/8"
Number of Doors	2
Depth with Door Open 90°	54"
Door Openings	22 3/4" x 59 3/8"
<b>INTERNAL DIMENSIONAL DATA</b>	
NET Capacity (cubic ft.)	41.66
Capacity 20 oz	480
Internal Width Overall (in)	50"
Internal Depth Overall (in)	20 7/8"
Internal Height Overall (in)	59 11/16"
Internal Height Useable (in)	54"
Number of Shelves	10
<b>ELECTRICAL DATA</b>	
Full Load Amperes 115/60/1	8.7
<b>REFRIGERATION DATA</b>	
Horsepower	1/2+
Energy Consumption	3.290 kWh/day
Capacity (BTU/Hr)	4201
Heat Rejection (BTU/Hr)	6301.5
Charge (lbs/grams/ounces)	0.2094 / 95 / 3.35
<b>WEIGHT DATA</b>	
Gross Weight - Crated	538 lbs
Height - Crated	85"
Width - Crated	57"
Depth - Crated	33"

We reserve the right to change specifications and product design without notice. Such revisions do not entitle the buyer to corresponding changes, improvements, additions or replacements for previously purchased equipment. Dimensional tolerances +/- 1/4". Metric dimensions (MM).

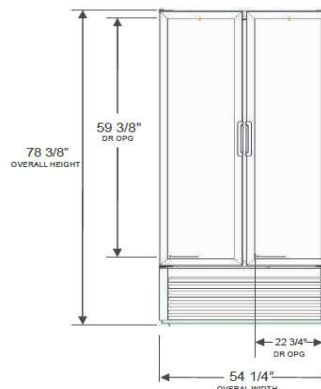
## Glass Hinged Door Model Model: MT53-1B

### Model Views

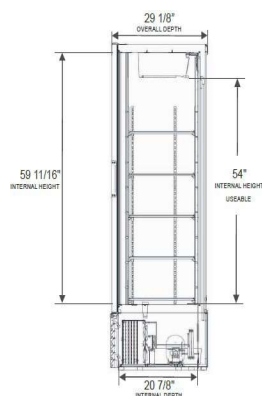
Required Clearance: 4" Top, Bottom, Rear, & Sides



### PLAN VIEW



### ELEVATION VIEW



### SIDE VIEW

### ELECTRICAL CONNECTION



115/60/1  
NEMA 5-15P

Unit pre-wired at factory and include 8' long cord and plug set.



3779 Champion Blvd., Winston-Salem, NC 27105 1-888-845-9800 Fax: 1-336-245-6453 Beverage-Air.com Sales@bevair.com

