



BEVERAGE-AIR®

Project: _____	AIA# _____
Item: _____	
Location: _____	SIS# _____
Approved: _____	

MT21™ MERCHANDISER: HINGED DOOR MODEL

MARKETEER™ MERCHANDISERS

MT21 Black Hinged Door Model
Hydrocarbon Series

**MODEL:
MT21-1B**



**3 Year Parts/Labor Warranty
5 Year Compressor Warranty**

CABINET CONSTRUCTION

- Standard cabinet exterior finish is heavy duty steel with a black baked on durable coating
- Heavy duty interior construction includes white coated steel
- Mechanical temperature control
- One piece grille
- Double pane lowE argon filled glass doors feature outside pane that is tempered for added safety
- Self-closing glass doors with pocket door handles
- LED lighting
- Eight (8) shelves standard
- Leveling feet

OPTIONS & ACCESSORIES

- Extra shelves and clips

REFRIGERATION SYSTEM

- Refrigeration system uses R290 refrigerant to comply with all environmental standards
- Low maintenance condenser



Please verify qualifying units by visiting:
www.energystar.gov/cfs

3779 Champion Blvd., Winston-Salem, NC 27105
1-888-845-9800 Fax: 1-336-245-6453
Beverage-Air.com Sales@bevair.com



BEVERAGE-AIR®

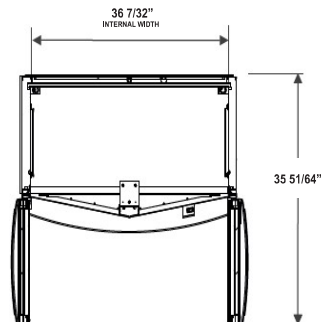
MODEL	MT21-1B
EXTERNAL DIMENSIONAL DATA	
Width Overall	39 1/8"
Depth Overall	24 1/2"
Height Overall	61 7/32"
Number of Doors	2
Depth with Door Open 90°	35 51/64"
Door Openings	19 1/3" x 44 3/4"
INTERNAL DIMENSIONAL DATA	
NET Capacity (cubic ft.)	16.77
Internal Width Overall (in)	36 7/32"
Internal Depth Overall (in)	17 23/32"
Internal Height Overall (in)	39 3/4"
Internal Height Useable (in)	36 19/32"
Number of Shelves	8
ELECTRICAL DATA	
Full Load Amperes 115/60/1	3.6
REFRIGERATION DATA	
Horsepower	1/3
Charge (lbs/grams/ounces)	0.1433 / 65 / 2.3
WEIGHT DATA	
Gross Weight - Crated	308 lbs
Height - Crated	80"
Width - Crated	43"
Depth - Crated	28"

We reserve the right to change specifications and product design without notice. Such revisions do not entitle the buyer to corresponding changes, improvements, additions or replacements for previously purchased equipment. Dimensional tolerances +/- 1/4". Metric dimensions (MM).

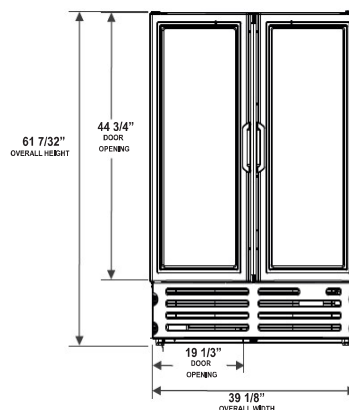
Glass Hinged Door Model Model: MT21-1B

Model Views

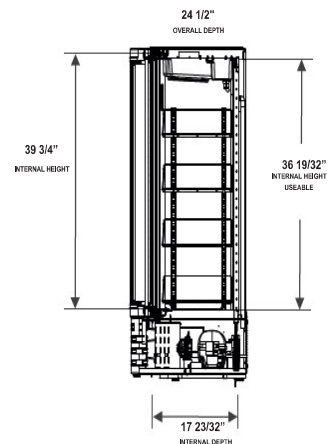
Required Clearance: 4" Top, Bottom, Rear, & Sides



PLAN VIEW



ELEVATION VIEW



SIDE VIEW

ELECTRICAL CONNECTION



115/60/1
NEMA 5-15P

Unit pre-wired at factory and include 8' long cord and plug set.



3779 Champion Blvd., Winston-Salem, NC 27105 1-888-845-9800 Fax: 1-336-245-6453 Beverage-Air.com Sales@bevaair.com

