



BEVERAGE-AIR®

| | |
|-----------------|------------|
| Project: _____ | AIA# _____ |
| Item: _____ | |
| Location: _____ | SIS# _____ |
| Approved: _____ | |

MARKETEER™ MERCHANDISERS

MT10 Black Hinged Door Model

Hydrocarbon Series

MODEL:
MT10-1B



3 Year Parts/Labor Warranty
5 Year Compressor Warranty

CABINET CONSTRUCTION

- Standard cabinet exterior finish is heavy duty steel with a black baked on durable coating
- Heavy duty interior construction includes white coated steel
- Mechanical temperature control
- Modern one piece grille
- Double pane lowE argon filled glass door feature outside pane that is tempered for added safety
- Door lock standard
- Self-closing hinged glass door features, pocket door handle
- LED lighting
- Three (3) epoxy coated shelves
- Leveling feet

OPTIONS & ACCESSORIES

- Extra shelves and clips
- 3" Casters
- Visislide shelving kit

REFRIGERATION SYSTEM

- Uses environmentally friendly, energy efficient R290 refrigerant, and meets all regulatory requirements for CARB, SNAP, DOE & more
- Condenser is designed to be low maintenance, and energy efficient
- Automatic, non-electric defrost
- Epoxy coated evaporator coil

MT10™ MERCHANDISER: HINGED DOOR MODEL



Please verify qualifying units by visiting:
www.energystar.gov/cfs

3779 Champion Blvd., Winston-Salem, NC 27105
1-888-845-9800 Fax: 1-336-245-6453
Beverage-Air.com Sales@bevair.com



BEVERAGE-AIR®

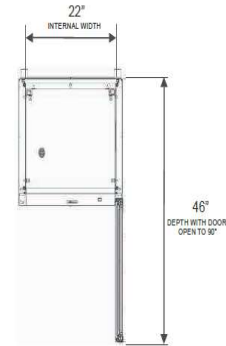
| MODEL | MT10-1B |
|----------------------------------|-------------------|
| EXTERNAL DIMENSIONAL DATA | |
| Width Overall | 24 7/8" |
| Depth Overall | 22 13/16" |
| Height Overall | 54 3/8" |
| Number of Doors | 1 |
| Depth with Door Open 90° | 46" |
| Door Opening | 21" x 39 7/16" |
| INTERNAL DIMENSIONAL DATA | |
| NET Capacity (cubic ft.) | 9.43 |
| Capacity 20 oz | 126 |
| Internal Width Overall (in) | 22" |
| Internal Depth Overall (in) | 16 1/4" |
| Internal Height Overall (in) | 40 5/8" |
| Internal Height Useable (in) | 37 3/16" |
| Number of Shelves | 3 |
| ELECTRICAL DATA | |
| Full Load Amperes 115/60/1 | 3.2 |
| REFRIGERATION DATA | |
| Horsepower | 1/6 |
| Energy Consumption | 1.740 kWh/day |
| Charge (lbs/grams/ounces) | 0.104 / 47 / 1.66 |
| WEIGHT DATA | |
| Gross Weight - Crated | 198 lbs |
| Height - Crated | 65" |
| Width - Crated | 28" |
| Depth - Crated | 27" |

We reserve the right to change specifications and product design without notice. Such revisions do not entitle the buyer to corresponding changes, improvements, additions or replacements for previously purchased equipment. Dimensional tolerances +/- 1/4". Metric dimensions (MM).

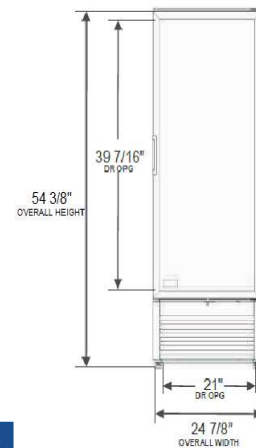
Glass Hinged Door Model Model: MT10-1B

Model Views

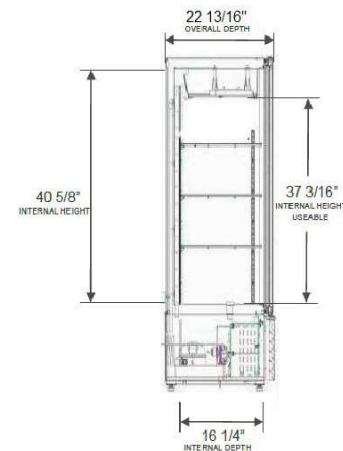
Required Clearance: 4" Top, Bottom, Rear, & Sides



PLAN VIEW



ELEVATION VIEW



SIDE VIEW

ELECTRICAL CONNECTION



115/60/1
NEMA 5-15P

Unit pre-wired at factory and include 8' long cord and plug set.



3779 Champion Blvd., Winston-Salem, NC 27105 1-888-845-9800 Fax: 1-336-245-6453 Beverage-Air.com Sales@beva.com

