



BEVERAGE-AIR®

Project: _____	AIA# _____
Item: _____	
Location: _____	SIS# _____
Approved: _____	

MARKETEER™ MERCHANDISERS

MT10 Black Hinged Door Model

Hydrocarbon Series

MODEL:
MT10-1B



3 Year Parts/Labor Warranty
5 Year Compressor Warranty

CABINET CONSTRUCTION

- Standard cabinet exterior finish is heavy duty steel with a black baked on durable coating
- Heavy duty interior construction includes white coated steel
- Mechanical temperature control
- Modern one piece grille
- Double pane lowE argon filled glass door feature outside pane that is tempered for added safety
- Door lock standard
- Self-closing hinged glass door features, pocket door handle
- LED lighting
- Three (3) epoxy coated shelves
- Leveling feet

OPTIONS & ACCESSORIES

- Extra shelves and clips
- Visislide shelving kit

REFRIGERATION SYSTEM

- Uses environmentally friendly, energy efficient R290 refrigerant, and meets all regulatory requirements for CARB, SNAP, DOE & more
- Condenser is designed to be low maintenance, and energy efficient
- Automatic, non-electric defrost
- Epoxy coated evaporator coil

MT10™ MERCHANDISER: HINGED DOOR MODEL




Please verify qualifying units by visiting:
www.energystar.gov/cfs

3779 Champion Blvd., Winston-Salem, NC 27105
1-888-845-9800 Fax: 1-336-245-6453
Beverage-Air.com Sales@bevair.com



BEVERAGE-AIR®

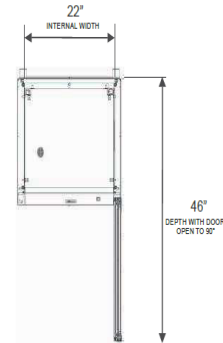
MODEL	MT10-1B
EXTERNAL DIMENSIONAL DATA	
Width Overall	24 7/8"
Depth Overall	22 13/16"
Height Overall	54 3/8"
Number of Doors	1
Depth with Door Open 90°	46"
Door Opening	21" x 39 7/16"
INTERNAL DIMENSIONAL DATA	
NET Capacity (cubic ft.)	9.43
Capacity 20 oz	126
Internal Width Overall (in)	22"
Internal Depth Overall (in)	16 1/4"
Internal Height Overall (in)	40 5/8"
Internal Height Useable (in)	37 3/16"
Number of Shelves	3
ELECTRICAL DATA	
Full Load Amperes	3.2
Voltage	115/60/1
Nema Plug (8' cord)	5-15P
REFRIGERATION DATA	
Horsepower	1/6
Energy Consumption	1.740 kWh/day
Charge (lbs/grams/ounces)	0.104 / 47 / 1.66
WEIGHT DATA	
Gross Weight - Crated	198 lbs
Height - Crated	65"
Width - Crated	28"
Depth - Crated	27"

We reserve the right to change specifications and product design without notice. Such revisions do not entitle the buyer to corresponding changes, improvements, additions or replacements for previously purchased equipment. Dimensional tolerances +/- 1/4". Metric dimensions (MM).

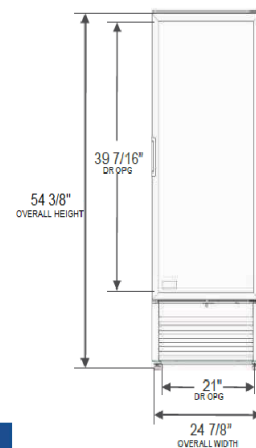
Glass Hinged Door Model Model: MT10-1B

Model Views

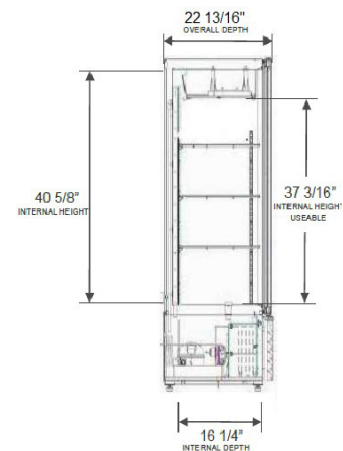
Required Clearance: 4" Top, Bottom, Rear, & Sides



PLAN VIEW



ELEVATION VIEW



SIDE VIEW

ELECTRICAL CONNECTION



115/60/1
NEMA 5-15P

Unit pre-wired at factory and include 8' long cord and plug set.



3779 Champion Blvd., Winston-Salem, NC 27105 1-888-845-9800 Fax: 1-336-245-6453 Beverage-Air.com Sales@bevair.com

