



# BEVERAGE-AIR®

|                 |            |
|-----------------|------------|
| Project: _____  | AIA# _____ |
| Item: _____     |            |
| Location: _____ | SIS# _____ |
| Approved: _____ |            |

MT06™ COUNTERTOP MERCHANDISER: HINGED DOOR MODEL

## MARKETEER™ COUNTERTOP MERCHANDISER

MT06 Black Hinged Door Model

MODEL:  
MT06-1H6B



**5 Year Parts/Labor Warranty Available**  
**7 Year Compressor Warranty**

### CABINET CONSTRUCTION

- Standard cabinet exterior finish is heavy duty steel with a black baked on durable coating
- Heavy duty interior construction includes white coated steel
- Mechanical temperature control
- Triple pane lowE argon filled glass door feature outside pane that is tempered for added safety
- Self-closing hinged glass door features, pocket door handle
- LED lighting for optimal product display
- Three (3) epoxy coated shelves
- Leveling feet

### OPTIONS & ACCESSORIES

- 3 Year parts/labor standard, additional 2 year warranty available
- Extra shelves and clips

### REFRIGERATION SYSTEM

- Refrigeration system uses R600a refrigerant
- Condenser is designed to be low maintenance
- Automatic, electric defrost
- Epoxy coated evaporator coil



Please verify qualifying units by visiting:  
[www.energystar.gov/cfs](http://www.energystar.gov/cfs)

3779 Champion Blvd., Winston-Salem, NC 27105  
1-888-845-9800 Fax: 1-336-245-6453  
Beverage-Air.com Sales@bevair.com



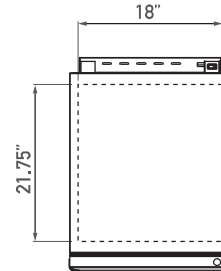
# BEVERAGE-AIR®

| MODEL                            | MT06-1H6B |
|----------------------------------|-----------|
| <b>EXTERNAL DIMENSIONAL DATA</b> |           |
| Width Overall                    | 21 ¼"     |
| Depth Overall                    | 27 ¾"     |
| Height Overall                   | 36 ¼"     |
| Number of Doors                  | 1         |
| <b>INTERNAL DIMENSIONAL DATA</b> |           |
| NET Capacity (cubic ft.)         | 5.0       |
| Internal Width Overall (in)      | 18"       |
| Internal Depth Overall (in)      | 21 ¾"     |
| Internal Height Overall (in)     | 31 ¾"     |
| Number of Shelves                | 3         |
| <b>ELECTRICAL DATA</b>           |           |
| Full Load Amperes 115/60/1       | 2.5       |
| <b>REFRIGERATION DATA</b>        |           |
| Horsepower                       | 1/8       |
| Capacity (BTU/Hr)                | 794       |
| Heat Rejection (BTU/Hr)          | 1191      |
| Charge (lbs/grams)               | 0.075/34  |
| <b>WEIGHT DATA</b>               |           |
| Gross Weight - Crated            | 120 lbs   |
| Height - Crated                  | 41"       |
| Width - Crated                   | 24"       |
| Depth - Crated                   | 30"       |

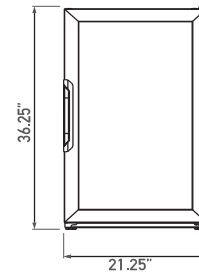
## Glass Hinged Door Countertop Model Model: MT06-1H6B

### Model Views

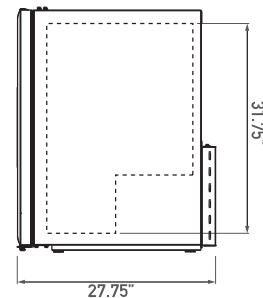
Clearances: 4" Top, Rear, Left and Right Side



### PLAN VIEW



### ELEVATION VIEW



### SIDE VIEW

### ELECTRICAL CONNECTION



115/60/1  
NEMA 5-15P

Unit pre-wired at factory and include 8' long cord and plug set.



3779 Champion Blvd., Winston-Salem, NC 27105 1-888-845-9800 Fax: 1-336-245-6453 Beverage-Air.com Sales@bevair.com

an Ali Group Company



The Spirit of Excellence